



ICCA

# GLOBEWATCH

## BUSINESS ANALYTICS

# 2024

—

## COUNTRY & CITY RANKINGS

### Press Version

# TABLE OF CONTENTS

OPENING REMARKS

GLOBAL INSIGHTS

2024 SNAPSHOT

SUCCESS IN DIFFERENT WAYS

THE STRATEGIC AND ECONOMIC VALUE OF MEETINGS

BEYOND ECONOMICS: MEETINGS WITH PURPOSE

SECTOR GROWTH AND SHIFTING PRIORITIES

LEADING THE CHANGES: HOW ASSOCIATIONS ARE SHAPING THE  
FUTURE OF MEETINGS

REGIONAL INSIGHTS

AFRICA

AMERICAS

NORTH AMERICA

LATIN AMERICA

ASIA PACIFIC

EUROPE

MIDDLE EAST

THE PATH FORWARD

METHODOLOGY

STATISTICS REPORT



**Dr. Senthil Gopinath**  
Chief Executive Officer

As the global meetings industry continues to build forward momentum, we are pleased to present the ICCA Country and City Rankings Report for 2024 — our annual benchmark of international association meetings activity worldwide.

This year's report reflects both stability and transformation. With more than 11,000 meetings captured through ICCA member submissions and the in-house research team, the data highlights a strong recovery and evolving trends in how, where, and why international meetings are being held.

## INTELLIGENCE BEHIND THE DATA

We've expanded this year's report to include deeper insights by region, meeting size, and sector. From the significance of mid-sized meetings to shifts within core subject areas, members will find actionable intelligence, enabling smarter decision-making and more informed business development.

## PERSPECTIVE BEGINS WITH YOU

Our community powers our ability to produce this report. We thank each member who submitted meeting data this year. Your contributions help us build a clearer picture of our industry's direction and strengthen the collective voice of the global meetings community.

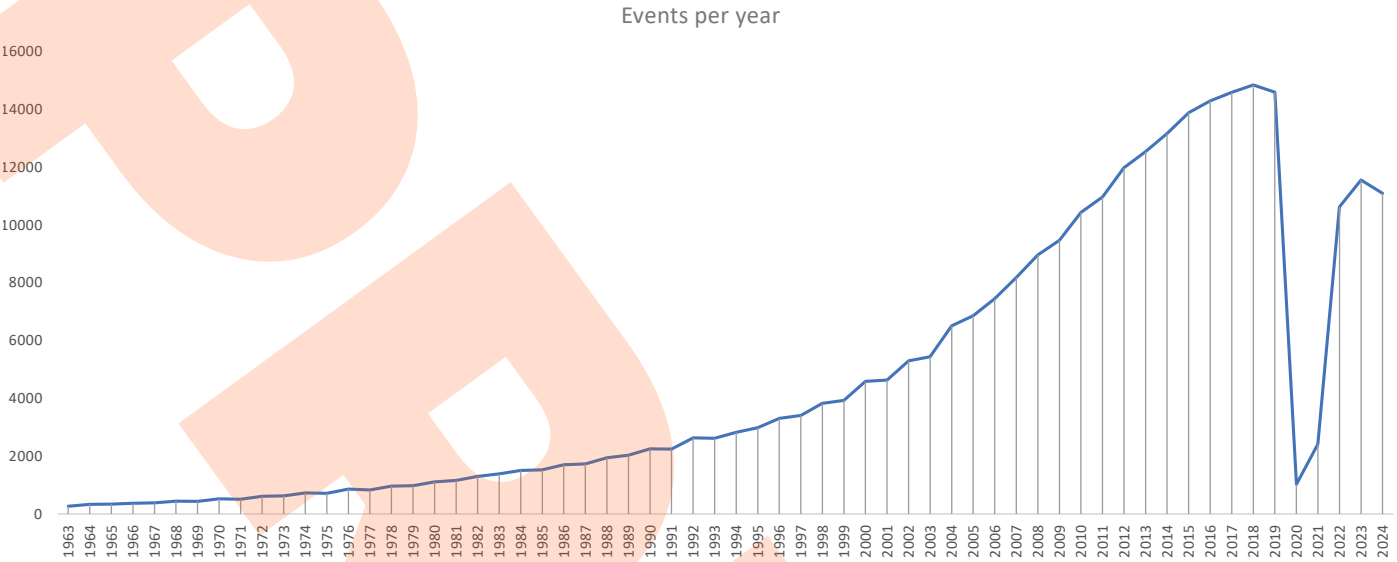
The international association meetings sector continues to deliver far-reaching value, from economic growth to scientific progress, social legacy, and global collaboration. We proudly stand with our members and support your efforts through research, education, and advocacy.

*Together, we are building a future where meetings matter more than ever.*

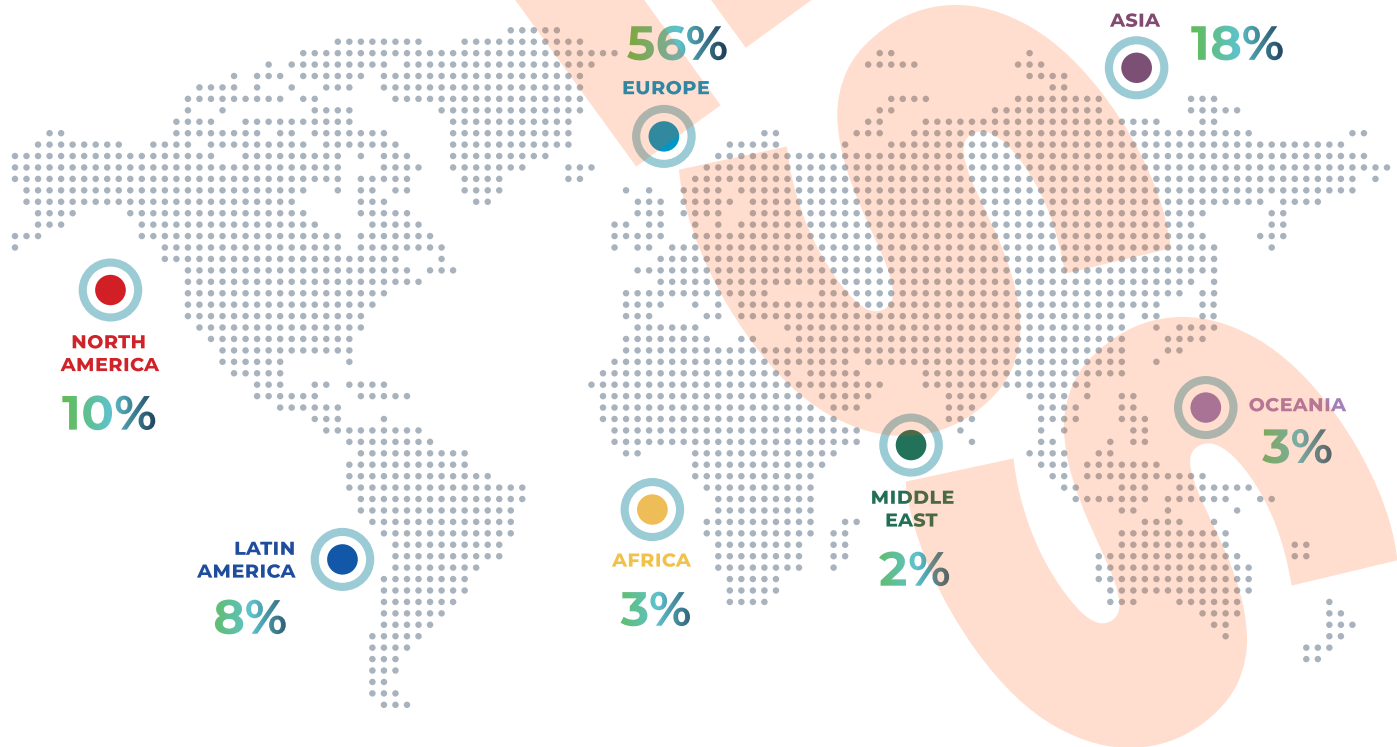
Dr. Senthil Gopinath  
Chief Executive Officer, ICCA

# 2024 SNAPSHOT: INTERNATIONAL ASSOCIATION MEETINGS AT A GLANCE

The 2024 ICCA meetings data highlights a continued recovery and upward trend in the association meetings sector.



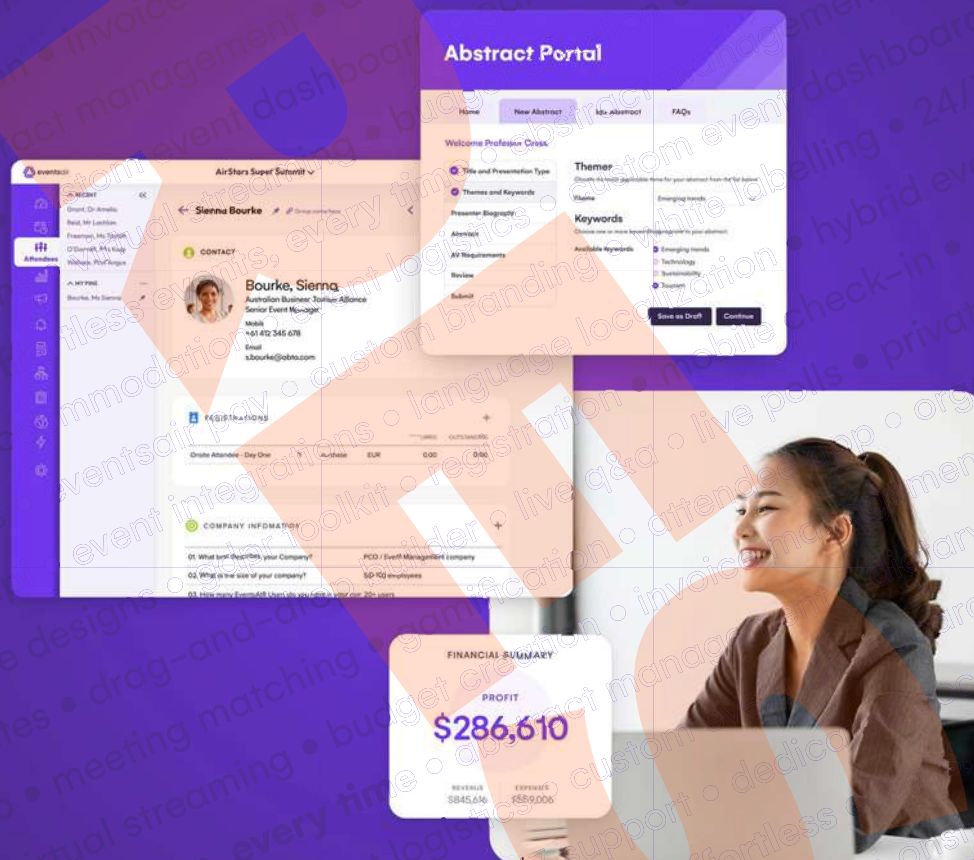
In 2024, over 11,000 ICCA-eligible international association meetings were recorded across all regions. Europe continues to lead, followed by Asia-Pacific and North America, with Latin America, Africa, and the Middle East contributing significantly. Each region brings distinct strengths and sectoral expertise, reflecting a worldwide knowledge exchange ecosystem.







# Built for association event success



Associations thrive when they foster strong member engagement and deliver value. With EventsAir, you have a reliable and flexible event management platform designed to streamline operations and maximize your event impact.

Get started today ————— [eventsair.com/associations](https://eventsair.com/associations)

## MOMENTUM ACROSS BORDERS

At the country level, the United States remains the top-ranked country, followed by Italy, Spain, Germany, and the United Kingdom. The top five destinations have remained consistent year over year, with one subtle shift: the United Kingdom has moved into the #5 position, just ahead of France.

Latin America and the Middle East continue to demonstrate rising influence as emerging regions. From 2022 to 2024, they were the only regions to show consistent year-over-year growth in the number of meetings recorded. Asia Pacific is becoming increasingly competitive, with 13 countries now ranked among the global top 50, just behind Europe. Meanwhile, there is growing government interest across Africa in strengthening infrastructure and capacity for international meetings, signalling potential for accelerated growth in the years ahead.

Rank	Country/Territory	2024
1	U.S.A.	709
2	Italy	635
3	Spain	536
4	Germany	491
5	United Kingdom	481
6	France	432
7	Japan	428
8	Netherlands	295
9	Portugal	290
10	Canada	252
11	China-P.R.	249
12	Republic of Korea	243
13	Belgium	238
14	Sweden	235
15	Brazil	234
16	Austria	233
17	Australia	227
18	Greece	211
19	Poland	191
20	Finland	186

Figure: Worldwide ranking: Top 20 countries

## VIENNA AND LISBON RACE TO THE TOP, DUBAI LEADS IN A DIFFERENT WAY

City rankings show a similar blend of consistency and movement. Vienna claims the top spot globally in 2024, moving up from the #4 position the previous year. Lisbon ranks a very close #2, one meeting fewer, followed by Singapore, Barcelona, and Prague. Paris, which held the top position in 2023, now sits in the #6 position – still a notable achievement in a year when it also hosted the Summer Olympic Games.

Beyond total event counts, another view of city performance emerges from average attendance per meeting. Dubai leads this alternative ranking, with an average of 899 participants per event, followed by Barcelona, Milan, Bali, and Melbourne. This view highlights destinations that draw larger audiences, reinforcing the strategic value of hosting major international meetings.

Rank	City	Country	2024
1	Vienna	Austria	154
2	Lisbon	Portugal	153
3	Singapore	Singapore	144
4	Barcelona	Spain	142
5	Prague	Czech Republic	131
6	Paris	France	124
6	Seoul	Republic of Korea	124
7	Bangkok	Thailand	115
8	Rome	Italy	114
9	Athens	Greece	111

Figure: Worldwide ranking: Top 9 cities

Rank	CityName	Country/Territory	Region	AvgPax
1	Dubai	United Arab Emirates	Middle East	899
2	Barcelona	Spain	Europe	886
3	Milan	Italy	Europe	803
4	Bali	Indonesia	Asia	799
5	Melbourne	Australia	Oceania	794
6	Washington	U.S.A.	North America	792
7	London	United Kingdom	Europe	756
8	Cape Town	South Africa	Africa	717
9	Madrid	Spain	Europe	705
10	Vienna	Austria	Europe	662

Figure: Worldwide ranking: Top 10 cities, by average event participants.

## GLOBAL SUBJECT SECTOR PRIORITIES

By subject matter, Medical Sciences, Technology, and Science lead the way, followed by Industry and Education. These five sectors have remained in the top positions for over a decade, underscoring sustained interest globally in healthcare innovation and digital transformation. Medical Sciences leads the field significantly, demonstrating the demand for collaboration in health and life sciences.

	# of Meetings	% of 2024
Medical Science	2,463	17%
Technology	2,051	14%
Science	1,893	13%
Industry	905	6%
Education	896	6%




# RETHINKING MEETING SIZE

While large, city-wide congresses still draw attention, ICCA’s 2024 data confirm that most international association meetings are moderate-sized (150 – 999 participants), creating opportunities to foster deeper engagement. When strategically aligned with destination priorities, these meetings often deliver meaningful returns.

	# Number of events	%
50 – 149 pax	4,371	39%
150 – 999 pax	5,832	53%
1,000+ pax	896	8%

The 2024 ICCA Rankings provide a directional view of where meetings are happening and what's fueling growth. Each data point reflects a deeper story of strategy, investment, and intent.





ICCA

# BEST MARKETING AWARD

## 2025

Marketing that Moves You: Inspiring  
Influence, Creating Impact

**SHARE YOUR MARKETING BRILLIANCE WITH  
THE GLOBAL ICCA COMMUNITY.**

Submit your project and be part of a celebration of creativity, strategy, and impact. Gain real brand exposure at the ICCA Congress and get the recognition your hard work and inspiration truly deserve.

**SUBMIT YOUR PROJECT AND INSPIRE THE INDUSTRY.**



[bestmarketingaward@iccaworld.org](mailto:bestmarketingaward@iccaworld.org)

Submission deadline 29 August

Sponsored by





# SUCCESS IN DIFFERENT WAYS

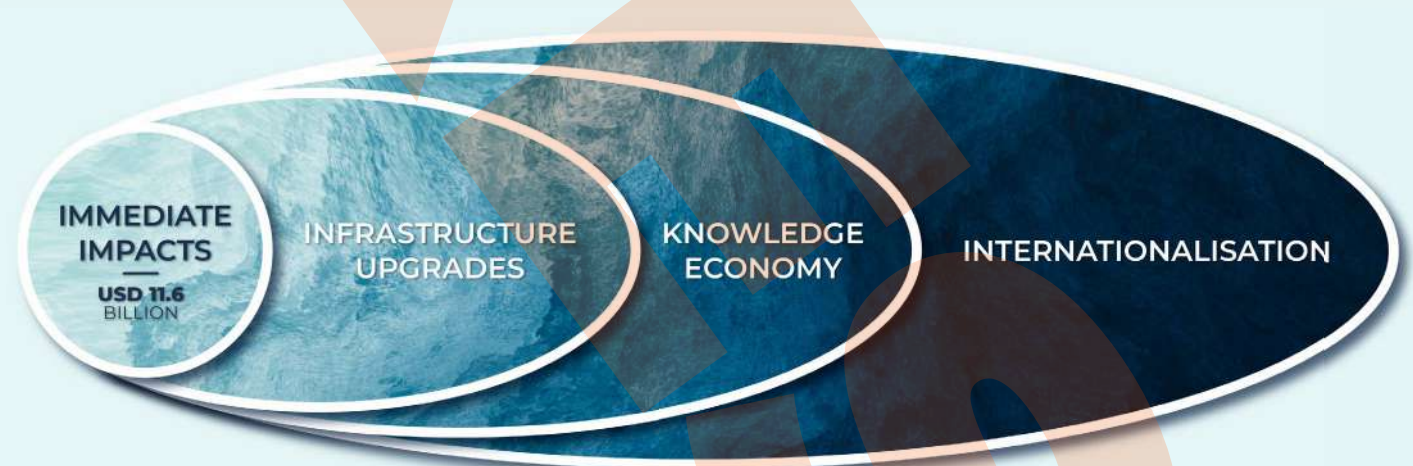
The ICCA Rankings are often read top-down, but that's not the only story they tell.

Beneath the numbers lies a more nuanced view of success. Whether it's economic contribution, long-term legacy impact, or specific sectoral leadership, this has become part of a positioning strategy for many countries and cities. It's how they speak to government stakeholders, attract investment and align academic institutions.

This deeper understanding reflects ICCA's mission to elevate the relevance and impact of international association meetings, positioning them as essential platforms for countries' advancement rather than merely tourism products.

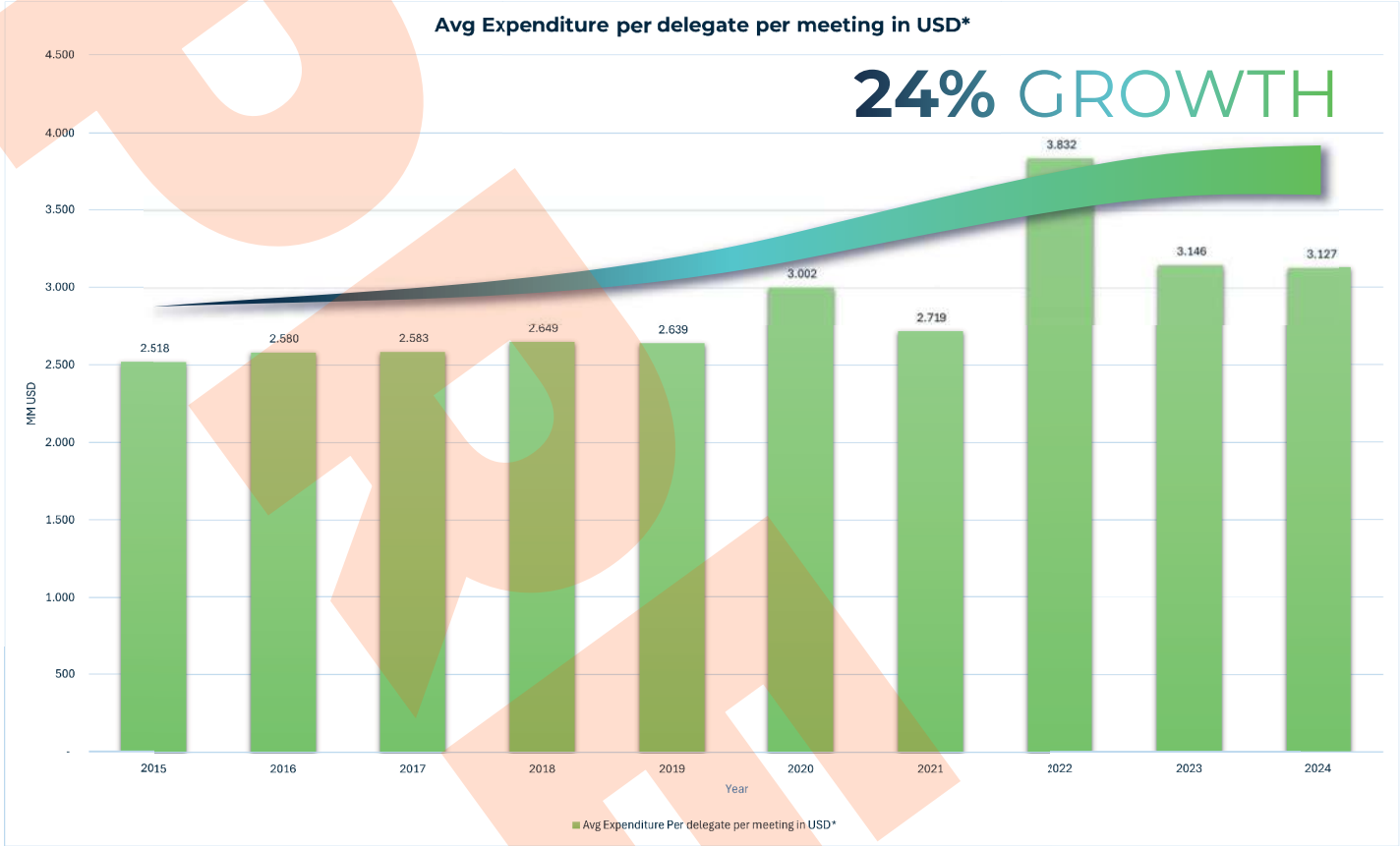
## THE ECONOMIC VALUE OF INTERNATIONAL ASSOCIATION MEETINGS CAN'T BE OVERLOOKED

In 2024, global travel and tourism generated an economic impact of approximately USD 10.9 trillion, accounting for about 10% of global GDP, supporting around 357 million jobs worldwide. According to ICCA's 2024 data, international association meetings contributed USD 11.6 billion in immediate economic impact, a specialised yet important segment within the global tourism sector.



# A PATTERN OF GROWTH

Over the past decade, the average meeting delegate spend has increased by 24% since 2015. This is a clear sign of the growing value of hosting meetings.





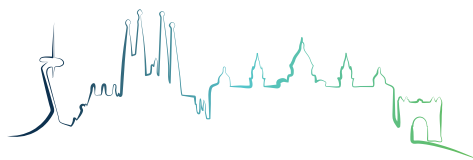
# THE ECONOMIC DEVELOPMENT ENGINE: PROOF OF IMPACT FROM TOP DESTINATIONS

International association meetings are economic catalysts, and the 2024 ICCA data reinforce this. Cities and countries that actively attract these meetings generate tangible economic returns. From global capitals to emerging destinations, one thing is clear: these meetings matter.



## VIENNA

Vienna hosted 154 international meetings and welcomed 101,886 delegates in 2024, helping sustain local economic activity in a city that accounts for 25% of Austria's GDP.



## BARCELONA

Catalonia's GDP grew 3.6% in 2024, surpassing Spain (3.2%) and the EU (0.8%). Barcelona contributed to this growth by hosting 125,826 delegates at 142 international meetings.



## SINGAPORE

Singapore's GDP grew 4.4% in 2024, with tourism and business events as key drivers. The 144 international meetings that welcomed 93,012 delegates played a significant role in this growth.



## COPENHAGEN




Copenhagen's 101 highly targeted international meetings supported Denmark's 2.4% GDP growth in 2024, attracting 53,014 delegates and reflecting the city's focused approach to high-impact events.

	City	Numbers of meetings	Total delegates visited	Economic Returns
1	Barcelona, Spain	142	125,826	360M
2	London, UK	105	79,392	298M
3	Singapore, Singapore	144	93,012	290M
4	Madrid, Spain	105	73,982	288M
5	Vienna, Austria	154	101,886	247M
6	Milan, Italy	100	80,266	237M
7	Amsterdam, Netherlands	94	57,945	230M
8	Bangkok, Thailand	115	65,296	221M
9	Copenhagen, Denmark	101	53,014	209M
10	Rome, Italy	114	58,334	200M

Figure: Top 10 Destinations with the highest economic returns

## STRATEGIC FOCUS: WHERE TO INVEST?

What types of meetings should destinations prioritise attracting? ICCA encourages destinations to adopt impact-driven strategies, and its 2024 data reveals strategic opportunities across meeting sizes. The table below highlights how small, mid-sized, and large meetings differ in terms of volume, economic contribution, and fit for different destination profiles.

	 <b>Small meetings</b>	 <b>Mid-sized meetings</b>	 <b>Large meetings</b>
	(50 – 149 attendees)	(150 – 999 attendees)	(1,000+ attendees)
%	39%	53%	8%
	USD 884M	USD 5.5B	USD 6.9B
Total economic impacts	High volume but lower individual immediate economic returns	Balanced opportunity with strong ROI	Highest individual returns, but also the most competitive category
Recommendation:	Strategic for emerging destinations	Fitting for most destinations	Requires mature infrastructure and capacity readiness

ICCA encourages destinations to think holistically about strategic meeting selection, measuring economic returns on internationalisation and city development. The 2024 data prove that:

- Destinations prioritising alignment over volume achieve higher returns per meeting.
- Well-selected meetings create sustainable growth beyond immediate tourism revenue.
- The economic contribution of international meetings rivals major sectors while requiring fewer resources.
- These findings reinforce the case for intentional, impact-driven meeting strategies.

As the driving force behind Sarawak's rise in the global business events arena, **Business Events Sarawak (BESarawak)** plays a vital role in attracting international conventions. Despite being a non-mainstream destination, Sarawak has remained competitive by positioning itself as a legacy-driven destination — where association conventions are powerful catalysts for long-term social, environmental, and economic progress.



**Amelia Roziman**  
CEO of Business Events Sarawak

*"Sarawak's vision is to create a global tribe of legacy innovators. This isn't just a slogan — it's a mandate we are actively championing through our Tribe Legacy Sarawak campaign, which aims to unite purpose-driven association leaders and drive lasting impact beyond our borders."*

**“Our journey has been powered by the unwavering support of the Sarawak Government. Through close collaboration with ministries and strategic partnerships with associations, we've aligned our efforts to achieve a 100% bid success rate and redefine what impact truly means in the business events industry.”**

At the core of this strategy are three transformative initiatives:

- **LEGACY360:** A platform that brings together associations, industry leaders, policymakers, and professionals to focus on purpose-driven business events. It offers immersive learning, workshops, and cross-sector collaboration.
- **AI.LEGACY:** The world's first AI-powered legacy measurement system, developed in collaboration with Universiti Malaysia Sarawak (UNIMAS), empowers associations to design, monitor, and measure outcomes with precision
- **Borneo Inspire Legacy Awards (BILA):** A global recognition platform for events that deliver long-term benefits to communities, economy, and the environmental.

For more information:

<https://legacy360.businesseventssarawak.com/>

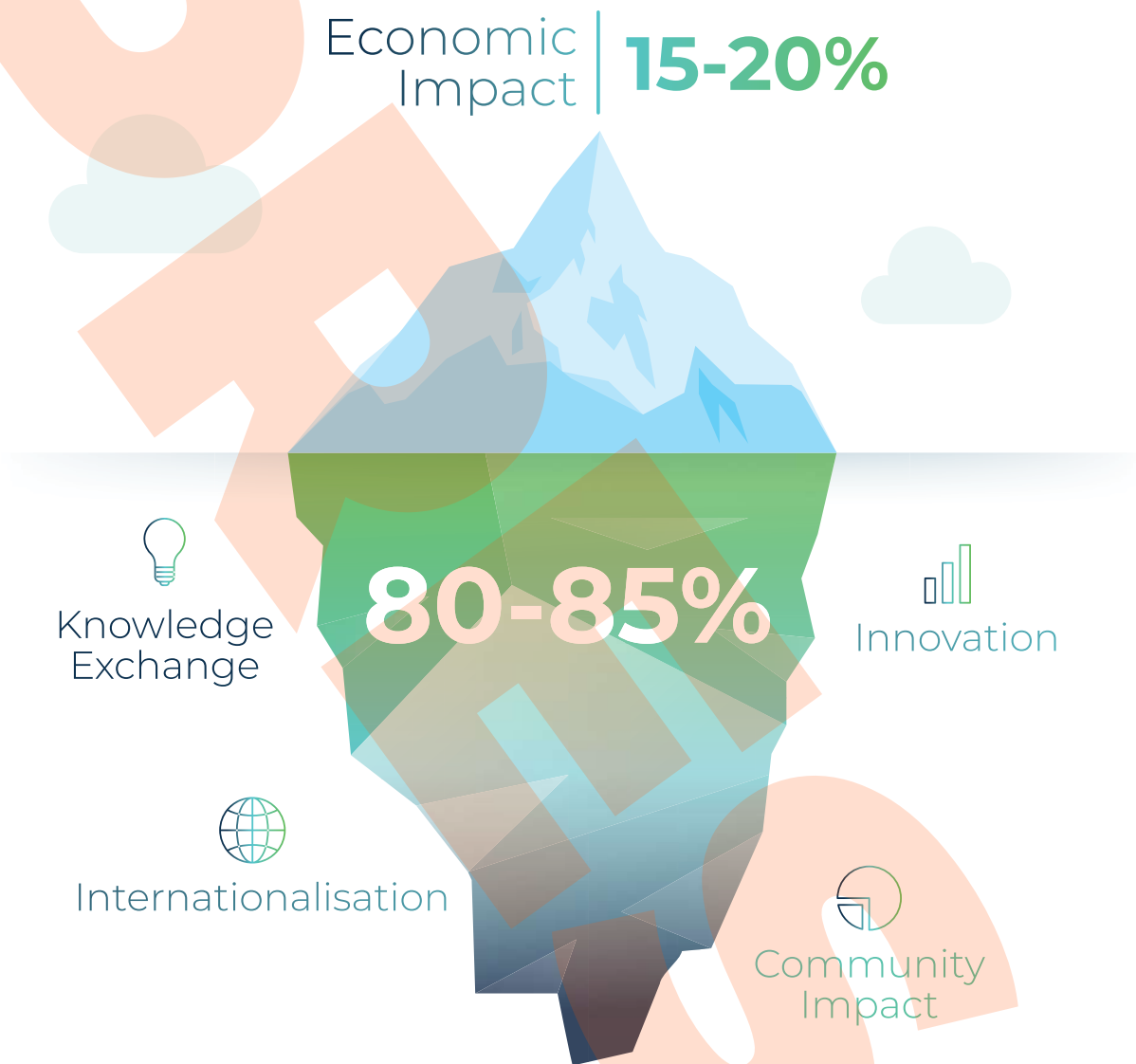


**TRIBE  
LEGACY  
SARAWAK  
CAMPAIGN**

**Driving Impact Together**

# BEYOND ECONOMICS: THE ICEBERG MODEL OF INTERNATIONAL ASSOCIATION MEETINGS

Association meetings represent a powerful — but often underestimated force in today's interconnected — world. Like icebergs, their visible economic impact — hotel room nights, delegate spending, and venue revenue — is merely the tip. Beneath the surface lies far greater value that transforms nations and communities.



# CATALYSING PROGRESS THROUGH SHARED PURPOSE

International association meetings are uniquely positioned to tackle today's most pressing challenges by:

- **Creating platforms where diverse expertise and cross-regional perspectives converge.**
- **Generating collaborative solutions that no single organisation or country could achieve alone.**
- **Mobilising global action through shared goals and coordinated strategies.**

## IMPACT BEYOND NUMBERS

**For our global community, the significance of these meetings extends far beyond immediate financial returns and attendee numbers.**

While many ICCA-recorded meetings in 2024 welcomed fewer than 1,000 delegates, their impact remains outsized. The ISO/IEC 42 Artificial Intelligence Plenary Meeting held in Seoul, Republic of Korea, brought together approximately 200 delegates from over 40 nations to advance the development of crucial AI standards. Bogota, Colombia hosted the 2024 World Symposium on Transport and Land Use Research, with just shy of 200 people, but held important exchanges on the balance of connectivity and land use.

ACCELERATE  
SCIENTIFIC  
ADVANCEMENT

FUEL NEW  
INDUSTRY  
SECTORS

SUPPORT LOCAL  
COMMUNITIES'  
GROWTH





## NOT BECAUSE OF HEADCOUNT

Forward-thinking destinations understand the Iceberg Principle. For destinations, association meetings offer strategic advantages that extend far beyond visitor economy metrics.



The cumulative effect is powerful. From youth engagement and sustainability to scientific breakthroughs and policy development, each meeting contributes to a broader advancement.

*MORE MEETINGS = MORE IDEAS EXCHANGED*  
*MORE MEETINGS = MORE LIVELIHOOD  
CHALLENGES ADDRESSED*

A standout example comes from the [European Academy of Childhood Disability \(EACD\)](#), winner of the 2024 Incredible Impacts Award. Their 36th Annual Meeting not only advanced research and awareness around childhood-onset disabilities but also created real-world impact through the EACD+ programme, which expanded access to sport, culture, and technology for individuals with disabilities. It exemplified how even modestly sized association meetings can foster equity, inclusion, and lasting community legacy.

**In the international association meetings sector, purpose doesn't follow success. It defines it.**



**BestCities**  
GLOBAL ALLIANCE



# INCREDIBLE IMPACTS PROGRAMME

## The **big** difference

Demonstrating that association meetings truly are the drivers of change.

**Know an association creating real impact?**

Nominate them for the Incredible Impacts Programme and showcase their innovation and legacy on a global stage—while gaining recognition as a proud partner in their journey.

**NOMINATE THEM BEFORE THE 2 JUNE 2025**



[INCREDIBLEIMPACTS.ORG](https://INCREDIBLEIMPACTS.ORG)



# MEETING SECTORS: STRATEGIC ALIGNMENT FOR DIFFERENT DESTINATIONS

At first glance, Medical Sciences, Science, and Technology continue to dominate the volume of international association meetings. A deeper view reveals emerging areas and how these sector meetings align with high-growth, highly dynamic industries.

## ALIGNING SECTOR MEETINGS WITH FUTURE GROWTH ARENAS

Recent McKinsey research identifies 18 “arenas of tomorrow,” predicting they will generate \$29 – 48 trillion in revenues by 2040, growing from 4% of global GDP to 10-16%. Destinations that align their meeting acquisition strategies with these future growth arenas will see significant advantages.

## AUTOMATION

Automation is a hot topic in AI applications, robotics, system integration, and tech-enabled sustainability. According to ICCA data, Automation as a meeting subject has climbed from #9 in 2015 to #5 in 2024.

Automation plays a key role in the following industry sectors that potentially will see significant growth in the next two decades: AI Software and Services, Shared Autonomous Vehicles, Modular Constructions, and Robotics.

## DESTINATION ADVANTAGE

The United States, Japan, and Italy were the top three countries in 2024 that hosted the most technology-related meetings. Vienna leads the city ranking, while Tokyo, Athens, Prague, Singapore, and Barcelona closely follow.

1	U.S.A.	170
2	Japan	142
3	Italy	124

Top 3 countries in 2024 hosted the most technology-related meetings

1	Vienna	Austria	38
2	Tokyo	Japan	26
2	Athens	Greece	26
3	Prague	Czech Republic	25
4	Barcelona	Spain	24

Top cities in 2024 hosted the most technology-related meetings

# NEXT-GENERATION ENERGY

Basic science research forms the foundation of tomorrow’s energy system. Roughly 20% of all international science meetings are focused on disciplines critical to this topic, including Physics, Chemistry, Geology, Scientific Computing, and Mineralogy.

These industry sectors that potentially will see significant growth in the next two decades will benefit from the basic science research: Space, Batteries, and Nuclear Fission Power Plants.

## DESTINATION ADVANTAGE

- Nordic countries and Canada have several advantages in attracting sustainable energy meetings.
- Since 2023, all 5 largest Nordic countries surpassed the EU’s 2030 renewable energy target, with renewables making up 44.4% to 79.5% of their energy consumption. Canada produces over 80% of its electricity from non-emitting sources, primarily hydro, and is rapidly expanding wind, solar, and battery storage.
  - Both regions boast prominent energy research centres, like KTH Royal Institute of Technology in Sweden and Ontario Tech University in Canada.
  - The Nordics are home to global renewable giants (Vestas, Ørsted), while Canada is a major exporter of clean electricity to the U.S.

# BIOTECHNOLOGY AND OBESITY TREATMENTS

Medical science meetings increasingly focus on revolutionary biotech advances and precision treatments. To progress in these areas, destinations can prioritise meetings focusing on endocrinology, diabetes, genetics, and pharmacology.

Industrial and consumer biotech and drugs on obesity and related conditions are the two industry sectors that potentially will see significant growth in the next two decades.

## DESTINATION ADVANTAGE

Spain has established itself as a leading global hub for Medical Sciences meetings, ranking first overall in 2024. Barcelona and Madrid both secured spots among the top 10 cities, reflecting Spain’s €940 million in R&D investment in biotechnology infrastructure.

1	Spain	150
2	U.S.A.	144
3	Italy	132
4	Germany	107
5	United Kingdom	98

Top 5 Countries in 2024 for Medical Sciences meetings

1	Barcelona, Spain	56
2	Vienna, Austria	46
3	Lisbon, Portugal	45
4	Seoul, Republic of Korea	43
5	Prague, Czech Republic	31
5	Singapore, Singapore	31
6	Athens, Greece	30
7	Madrid, Spain	29
8	Rome, Italy	28
8	Copenhagen, Denmark	28
8	Istanbul, Türkiye	28
8	Milan, Italy	28

Top 8 Cities in 2024 for Medical Sciences meetings

# TELECOMMUNICATIONS AND WIRELESS

Telecommunications and Wireless have surged in the ICCA rankings since 2022, driven by rising mobility and digital infrastructure demand. Telecommunications serve as the connective tissue for several McKinsey-identified future arenas including Cloud Services, Autonomous Vehicles, and Cybersecurity.

## DESTINATION ADVANTAGE

While Asian technology hubs like Tokyo, Singapore, and Seoul are positioned strongly to attract meetings in this subject sector, opportunities exist for European cities with 5G testbeds (Helsinki, Stockholm), North American innovation corridors (Toronto, Montreal, Boston), and Middle Eastern smart cities (Dubai, Abu Dhabi).

# ARTS, LIBRARY AND LITERATURE

Arts, Library and Information, and Literature are among the top 5 subject sector meetings that recovered the fastest from COVID-19, an encouraging sign that knowledge stewardship and cultural exchange remain deeply valued.

	2020	2024	
Library & Information	8	162	2025%
Arts	16	268	1675%
Safety & Security	8	162	1583%
Literature	7	104	1486%
Linguistics	17	233	1371%

## DESTINATION ADVANTAGE

Beyond Mediterranean cultural centres, Athens, Buenos Aires—known as “the bookshop capital of the world”—Edinburgh, New York, and Paris all offer distinct appeal for hosting arts and literature meetings.

*“While medical and scientific sectors remained a core strength, DC’s growth also reflected rising momentum across technology, business, education, and ethics—illustrating the diversity and depth of topics attracted to Washington, DC.”*

- Tara Miller, Director of Global Sales, Destination DC



# DUBAI – THE GLOBAL ASSOCIATION EVENTS HUB

Host your meetings in the  
city of the future

# LEADING THE CHANGES

## HOW ASSOCIATIONS ARE SHAPING THE FUTURE OF MEETINGS

As the international meetings landscape evolves, associations are reimagining the role their events play in building community, advancing missions, and delivering lasting impact. In this section, we hear directly from association leaders on how their meetings are changing, new approaches to destinations, and a growing emphasis on sustainability, inclusion, and innovation.



## HOW IMPORTANT ARE YOUR MEETINGS TO YOUR MEMBERS AND THE ASSOCIATION OVERALL?

Meetings play an essential role. They enable peer-to-peer knowledge sharing, support upskilling, and help ensure qualified workforces across industries and professions around the world,” said Michelle Mason, President and CEO of ASAE. “They also convene widespread communities, building connections, establishing key relationships, and fostering mentorship.

## WHAT DO YOU LOOK FOR IN A DESTINATION OR HOST CITY BEYOND INFRASTRUCTURE?

While accessible venues, reliable transportation, and ample lodging are essential, what truly sets a destination apart is its ability to offer unique, immersive experiences that align with the mission and culture of the association. Collaborating with a destination to create those tailored, place-based moments—whether it’s a meaningful community engagement activity, a one-of-a-kind offsite venue, or an authentic local experience—can transform a meeting from simply successful to genuinely unforgettable.

Layered on those considerations are risk mitigation factors. According to the 2023 Association Guide to Risk and Crisis Management, published by ASAE and developed by ASAE, RIMS Risk Management Society, and ASIS International, crime and safety, destination weather/climate predictions, and health and safety measures are the top factors considered when selecting event destinations.

Item	Overall Rank	Rank Distribution	Score	Number of Rankings
Crime and Safety	1		1,191	166
Destination Weather / Future climate predictions	2		1,154	161
Health and Safety measures	3		936	146
Accessibility policies and initiatives (beyond ADA requirements)	4		781	137
Political Climate	5		612	133
Other	6		610	120
Perception of Social Justice & Equality within the community	7		576	131
Active Legislation around Human Rights (Reproductive rights, LGBTQ+ rights, etc.)	8		522	132
Environmental policies and initiatives	9		472	128

Lowest Rank Highest Rank



# HOW DOES YOUR ASSOCIATION DEFINE SUCCESS BEYOND ATTENDANCE?

While every association has its own unique mission and audience, the most successful meetings tend to share several core elements: delivering clear member value, fostering a sense of community, offering high-quality educational programming that supports upskilling and peer-to-peer knowledge exchange, and creating meaningful opportunities for networking and engagement. Increasingly, associations are also prioritising the attendee experience as a key metric for success, recognising that how participants feel, connect, and grow during an event is just as important as what they learn.

In addition, more associations are seeking to leave a lasting, positive legacy in their host cities, measuring the impact of their meetings within their own communities and on society at large. That's the transformative power of associations and the meetings they convene.



## INTERNATIONAL SOCIETY ON THROMBOSIS AND HAEMOSTASIS (ISTH)

The ISTH Congress —held annually, rotating internationally, and drawing between 4,000 and 9,000 attendees — is the organisation's flagship event. Beyond delivering scientific exchange and member connection, it provides essential financial support for ISTH's broader programmes.

"Our annual congress is consistently ranked as the most valued program by our members. It's central to our mission and our ability to deliver impactful work," said Thomas Reiser, Executive Director of ISTH.

ISTH is observing changes in how meetings are evolving. Attendees are registering later, becoming more selective, and facing the impact of geopolitics and rising costs on their decisions. Geopolitical uncertainty may make travel less enticing, but ISTH sees this as an even stronger reason to bring people together. At the same time, inflation, particularly for services such as AV and stand building, presents significant operational challenges.

Member engagement is central to ISTH's approach. Over 300 volunteers are involved in developing the scientific programme, ensuring broad participation and relevance across its international community.

When selecting host cities, ISTH looks beyond infrastructure. The organisation values destinations that are genuinely interested in the mission, offer guidance in navigating the local context, and act as trusted, unbiased partners, not only economic beneficiaries. ISTH evaluates its meetings based on the quality of scientific contributions, the satisfaction of attendees, and the financial outcomes that enable continued delivery of its mission.

Sustainability, while not guided by specific goals, remains a priority. ISTH aims to reduce waste and environmental impact wherever possible—limiting printed materials, avoiding single-use items, and favouring public transport over private transfers. Diversity, equity, and inclusion are also highly important. The organisation has clear Key Performance Indicators (KPIs) in place, particularly around representation in the invited programme.

Innovation is gradually being built into all aspects of congress development and management. While the process is slow, ISTH is focused on integrating tools that support human activity and increase productivity.

Looking ahead, ISTH aims to remain steady, agile, and incrementally innovative. It is also exploring the potential for more collaboration between meetings and organisations.



**ICCA**Skills

# ELEVATE YOUR CAREER WITH **ICCA**Skills



## BEIJING 2025

### **CICS Course**

09 - 11 June 2025



## LUXEMBOURG 2025

### **CICS Course**

17 - 19 June 2025

### **CICE Course**

17 - 19 June 2025



## RWANDA 2025


### **CICS Course**

15 - 17 July 2025

### **CICE Course**

14 - 16 October 2025

Secure your spot now  
**WWW.ICCASKILLS.ORG**





# LEAVING A LASTING IMPACT

## VIENNA'S STRATEGIC APPROACH TO MEETING LEGACIES - A CASE STUDY ON ERS 2024

### Vienna: A City Where Meetings Create Meaningful Legacies

Vienna has long been recognized as one of the world's leading meeting destinations, not only due to its infrastructure, accessibility, and cultural offerings, but also because of its forward-thinking approach to the long-term impact of events. By actively promoting the concept of "legacy" as part of its strategic initiatives, Vienna actively encourages associations to think beyond the immediate success of their meetings and to create positive, sustainable effects that benefit both society and the local community.

The Vienna Convention Bureau (VCB) acts as a partner in this process, offering strategic advice, facilitating connections between congress organizers and local stakeholders, and supporting initiatives that align with the city's broader goals. Legacy creation is explicitly anchored as a core element of the Vienna Tourist Board's Visitor Economy Strategy 2025, emphasizing the importance of meetings and events in contributing to the sustainable development of the city.

With a clear focus on fostering knowledge exchange, advancing innovation, and improving citizens' lives, Vienna increasingly emphasizes legacy creation as an important aspect of major congresses held in the city.

While Vienna is steadily expanding its efforts in this area, legacy initiatives are currently being developed and supported through action programs, consultation services, and tailored advice for event organizers. By working closely with associations, Vienna aims to strengthen its approach to legacy creation and contribute to meaningful outcomes for both the local community and the international associations it hosts.



# European Respiratory Society (ERS) Congress 2024 – Raising Awareness for Lung Health in Vienna

An outstanding example of Vienna's legacy strategy in action is the European Respiratory Society (ERS) Congress 2024. Bringing together more than 20,000 respiratory professionals from around the globe, ERS 2024 was not only a scientific meeting of exceptional scale but also a catalyst for promoting health literacy.

Recognizing the opportunity to leave a legacy beyond the congress center, ERS and the European Lung Foundation (ELF) collaborated closely with the Vienna Convention Bureau and local health stakeholders to launch a comprehensive public health campaign named "Healthy Lungs for Life".

## Key elements included:

- **Public Awareness Campaign:** Organized in partnership between the European Respiratory Society (ERS) and the European Lung Foundation (ELF), the "Healthy Lungs for Life" campaign aimed to raise public awareness of lung health and promote preventative measures against lung disease. The campaign was launched on the first day of the congress with an event in front of Vienna's Giant Ferris Wheel. The event offered complimentary lung function tests to the general public throughout the weekend, with over 500 tests carried out in two days.
- **Educational Outreach:** In collaboration with the Board of Education for Vienna and as part of an initiative led by the Vienna Convention Bureau, visits were made to three schools in Vienna. These visits aimed to educate younger generations about the importance of lung health. Pupils had the opportunity to test their lung function aboard a mobile testing unit installed in an American school bus, which was also used at the Giant Ferris Wheel event. Special educational materials developed as part of the legacy project were made available to schools for integration into their curricula.
- **Active Lifestyle Promotion:** More than 500 walkers and runners participated in the "Take the Active Option" event, completing either a 5-kilometer run, or a 2.5-kilometer walk to promote the importance of physical activity for lung health. All proceeds from the sold-out event registrations were donated to the "Healthy Lungs for Life" campaign.

The "Healthy Lungs for Life" campaign, launched around the ERS Congress 2024, successfully combined public engagement, education, and advocacy to promote lung health in Vienna. By collaborating with local institutions and raising awareness among diverse audiences, the project created tangible benefits for the city. It demonstrates how associations can achieve meaningful, lasting impact beyond their scientific communities.

Choosing Vienna means choosing a destination where the influence of a meeting can extend far beyond the conference walls, creating lasting value for both participants and the host city.

For more information, visit [meeting.vienna.info](https://meeting.vienna.info).



Lung function test © sLkphoto.at, Sebastian Kreuzberger



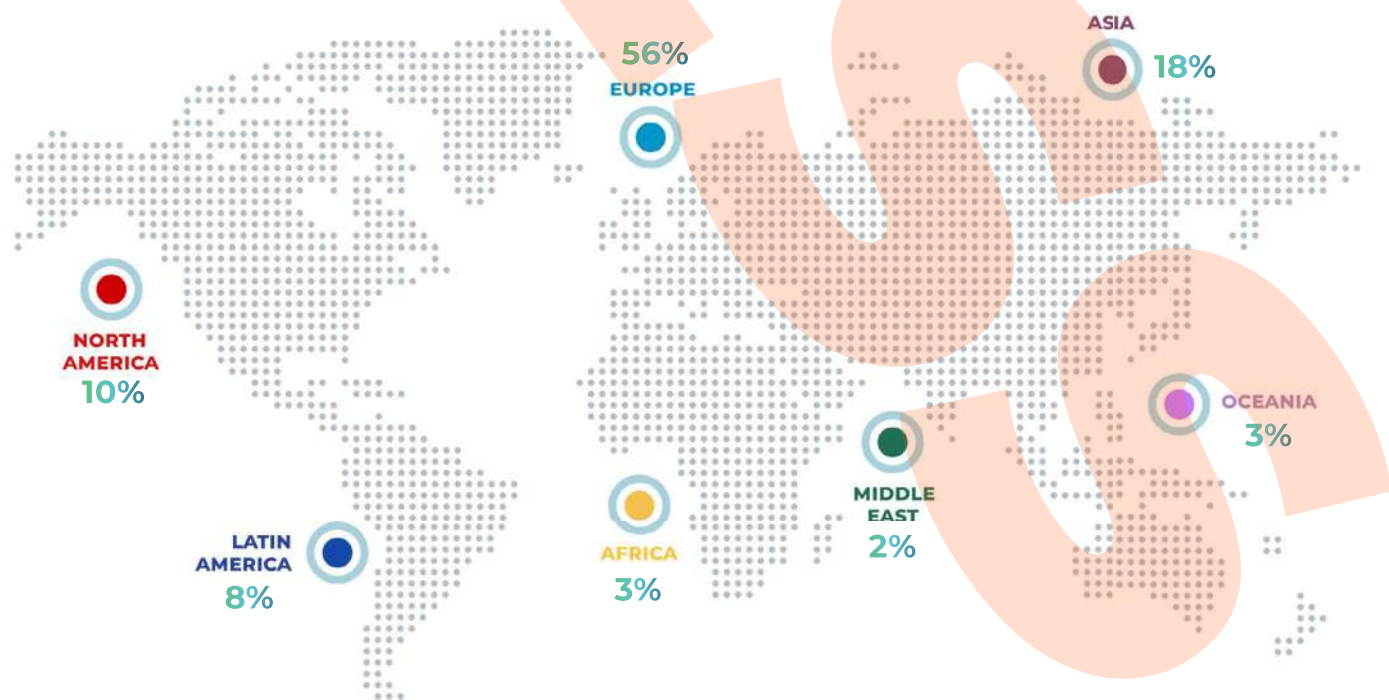
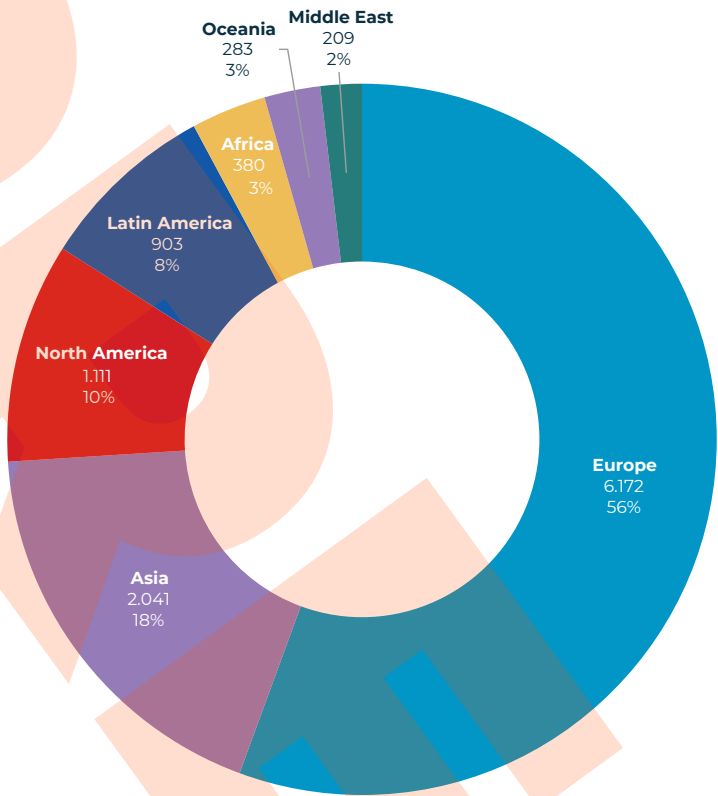
School visit © ELF/Marting Steiger



# REGIONAL INSIGHTS

While the global picture tells one story, the regional view reveals the diversity. Each region reflects different stages of growth, unique challenges, and strategic priorities, but all share a commitment to advancing the power and impact of international association meetings.

Events per Region 2024



# AFRICA

The Business Events industry in Africa continues to evolve into a strategic pillar for economic development, regional integration, and international trade. This transformation is driven by Africa's cultural diversity, a youthful and increasingly skilled workforce, improving infrastructure, and growing appeal among global event stakeholders.

According to the 2024 ICCA Rankings, South Africa led all African countries with 98 recorded meetings, followed by Rwanda, Kenya, Uganda, and Tanzania. Cape Town is ranked as the continent's top city with 58 meetings, ahead of Kigali, Nairobi, Kampala, and Johannesburg, highlighting the continent's growing competitiveness in the global meetings landscape.

The African Business Events industry was valued at USD 13.2 billion in 2022 and is projected to grow at a compound annual growth rate of 6.4% through 2030. This expansion reflects national strategies for economic diversification, infrastructure investment, and increased collaboration with international organisers. Governments across the continent are placing greater emphasis on Business Events as a high-impact sector rather than a subcategory of tourism.

Top 5 by Ctry/Terr by Geographic		
1	South Africa	98
2	Morocco	43
3	Rwanda	31
4	Kenya	29
5	Egypt	28

Top 5 by City by Geographic		
1	Cape Town	58
2	Kigali	31
3	Marrakech	24
4	Nairobi	21
5	Cairo	19

SEE FULL RANKING

**South Africa** remains the most mature Africa Business Events market, with global connectivity and venues like the Cape Town International Convention Centre, Durban ICC, and Sandton Convention Centre in Johannesburg continuing to attract major international events.

**Rwanda** has emerged as a rising star, transforming Kigali into a world-class destination through deliberate government strategy and investment. Prestigious events like CHOGM 2022 and the FIFA Congress in 2023 have positioned the city as a major global player. The Rwanda Convention Bureau has been instrumental in this progress. The launch of the ICCASkills hub for Africa in Kigali in early 2025 further cements Rwanda's regional leadership.

**Ethiopia**, home to institutions like the African Union and UN Economic Commission for Africa, draws consistent international attention. Addis Ababa's newly added International Convention and Exhibition Center significantly enhances capacity for diplomatic and development-related meetings.

Other countries are making major moves, too. **Nigeria** is investing in venues such as the Eko Convention Centre, Calabar International Convention Centre and Enugu International Centre. **Senegal** is positioning Dakar as a West African hub with the Dakar Arena. **Kenya** continues to capitalise on its strategic location, robust airline access, and Nairobi's Kenyatta International Convention Centre

*“Governments across the continent are placing greater emphasis on MICE as a high-impact sector rather than a subcategory of tourism.”*

National convention bureaus such as the South African National Convention Bureau, Rwanda Convention Bureau, Ethiopia Convention Bureau, and Uganda Convention Bureau are shaping the future of the region's Business Events ecosystem through strategic alignment and international promotion.





*“Africa’s meetings industry is growing and evolving with purpose. By investing in professional development, embracing innovation, and strengthening regional collaboration, we are building a meetings ecosystem that reflects Africa’s dynamism, resilience, and global ambitions.”*

— Frank Murangwa, ICCA Regional Director for Africa

High-growth sectors such as healthcare, tech, energy, and agriculture are driving event demand. Flagship events like Africa Health, the Mobile World Congress in Kigali, Africa Tech Summit in Nairobi, and Mining Indaba in Cape Town showcase how Business Events is becoming central to Africa’s broader economic story.

The future of the Business Events industry in Africa looks promising and transformative, positioning the continent as a competitive and dynamic player in the global events ecosystem.

SEE FULL RANKING







Global Certification for  
the Meetings Industry




HOSTED BY

Rwanda  
Convention  
Bureau



# ICCASkills Hub RWANDA



READ MORE



# AMERICAS

## Top 5 by Country/Territory

1	U.S.A	709
2	Canada	252
3	Brazil	234
4	Mexico	146
5	Argentina	133



## Top 5 by City

1	Buenos Aires	91
2	Montreal	70
3	Santiago de Chile	60
4	Rio de Janeiro	58
5	Panama City	48

*\*\* Honourable mention: Mexico City, Toronto, and Washington, DC all hosted 47 meetings, narrowly behind Panama City.*

SEE FULL RANKING



# NORTH AMERICA

While some regions are experiencing rapid growth, North America remains a “value stock”—established, consistent, and dependable. In 2024, it hosted approximately 10% of all tracked international meetings, maintaining its position as a cornerstone in the global portfolio.

**The United States** retained its #1 position globally, **Canada** held firm at #10, and **Mexico** remained within the top 30.

**Montréal** once again led North American cities, ranking #28 globally and reinforcing its strength in tech-related meetings. “Our highly engaged scientific community dedicated to hosting meetings makes a huge difference in key economic sectors like Life Sciences, Engineering, AI, and clean technology,” said Martine Laberge, Director of Sales, Business Events, Tourism Montréal.

**Toronto, Mexico City, and Washington, D.C.** each hosted over 47 international meetings, with Washington nearly doubling its 2023 count, a result credited to its strategic shift to bid development 5 to 8 years ago. **Miami** also posted notable growth. In Canada, destinations like **Halifax, Ottawa, and Quebec City** are steadily increasing their share, shifting a landscape once dominated by Montréal, Toronto, and Vancouver. Similarly, **Guadalajara and Monterrey** continue to rise in Mexico, diversifying the country’s event portfolio.

*“What we’re seeing across North America is not just competition between destinations, but a more sophisticated approach to value creation”*

— Shawn Cheng, ICCA Regional Director for North America.

*“Washington, DC continues to differentiate itself by offering consistency where it matters most—access, influence, and expertise. Our message to conference organisers is simple: convene where global conversations are already happening.”*

— Tara Miller, Director of Global Sales, Destination DC

SEE FULL RANKING

## INFRASTRUCTURE

Infrastructure investments across the region underscore long-term confidence. **Calgary's** \$500 million expansion of the BMO Centre has made it Western Canada's largest convention venue. Renovations in Las Vegas, Savannah, and Austin, along with potential developments in Victoria, further strengthen the region's capacity.

## SUSTAINABILITY

Sustainability continues to be a growing focus, with Vancouver, Washington, D.C., Edmonton, and Montréal leading in green initiatives. The **Palais des congrès de Montréal** (Montréal's convention centre) is one of the first carbon-neutral convention centres in North America.

*“Cities are leveraging their unique knowledge ecosystems and investing in both infrastructure and experiences that support association objectives.”*

— Shawn Cheng, ICCA Regional Director for North America

## NEW LEADERS, NEW VOICES

Generational change is reshaping the industry. As Millennials step into leadership, the region is rethinking how it delivers impact and value, with a growing focus on purpose and connection. “I see these meetings in 2025 and beyond becoming **more human, more connected, and more purpose-driven**,” said Paola Blancas, Directora Comerical, Cancun Center, Mexico.

These values are increasingly reflected in how destinations define their role. “Industry sectors of strength won't just be accepted as statements and data points, but **will be exemplified in communities** through international association legacy initiatives,” said Morgan Da Rocha, Sales Director, Destination Toronto.

Jennifer Diggins, Director of Sales at Calgary TELUS Convention Centre, adds: “Now more than ever, the world needs **trusted spaces** for truth, connection, and progress... In an increasingly divided world, **associations are unifiers** – and our industry remains committed to supporting their impact.”

As Cheng observes, “What defines North America's strength isn't just our established capacity in the market – it's our ability to reinvent the value proposition. Our members are embracing innovation, sustainability, and deeper engagement with knowledge sectors.”





# CANADA SETS THE STAGE FOR LASTING IMPACT

CANADA 

The impact of business events in Canada goes far beyond the conference room. From sparking transformative collaborations to attracting world-class talent, they create powerful ripple effects. Our **Legacy & Impact Study** shows how every meeting can drive lasting legacies—supporting growth, resilience and competitive advantage. **Connect with Destination Canada to learn how.**






# MEET IN THE CITY THAT'S ALL IN.

# 100% TORONTO



MEET IN THE CITY THAT'S 100% BUILT FOR BIG THINKING . WHERE IDEAS ARE BORN, COLLIDE, AND MULTIPLY. TORONTO IS A LEADER IN INTERNATIONAL MEETING ATTENDANCE POWERED BY DESTINATION TORONTO, THE LEADERS CIRCLE, AND THE MTCC. WITH EXPERT SUPPORT FROM BID TO EXECUTION



AND 36,000+ HOTEL ROOMS, FROM DOWNTOWN LUXURY TO AIRPORT EASE, **TORONTO'S** HOSPITALITY IS 100% ALL IN FOR YOUR SUCCESS.



## METRO TORONTO CONVENTION CENTRE (MTCC)

**DOWNTOWN. ACCESSIBLE. PROVEN.**

For over 40 years, the MTCC has been Toronto's meeting epicentre.

### Highlights:

- Over 65,000 sq. m of flexible space
- North & South Buildings
- 77 meeting rooms, two ballrooms, and more than 41,000 sq. m of exhibit space
- 11,000+ hotel rooms within walking distance


## THE LEADERS CIRCLE

**CONNECTING TORONTO'S EXPERTS WITH GLOBAL OPPORTUNITIES.**


In collaboration with Destination Toronto and the MTCC, this program helps secure major international events through customized bids, hosting support, and government liaison.

### Upcoming Highlights:

- One Harp World (2026)
- World Chambers Congress (2027)
- International Congress of Inborn Errors of Metabolism (2029)
- \$435 million dollars in economic impact in its first ten years



Meet in **TORONTO**



# LATIN AMERICA AND THE CARIBBEAN

Latin America and the Caribbean (LAC) will host the ICCA World Congress in 2026 in Panama City, spotlighting a region that continues to shape the future of international association meetings.

**Home to more than 600 million people across 17+ countries and 30+ major cities**, the region spans diverse landscapes—from the Amazon to the Andes—and is rich in cultural, linguistic, and ecological diversity. This dynamic context fuels entrepreneurial spirit, scientific research, and creativity across sectors.

- In 2024, LAC represented a combined GDP of \$6 trillion, with 3% annual growth.
- The region attracted \$184 billion in foreign direct investment and \$2.7 billion in venture capital, supporting the rise of 45 unicorns.
- Technology led the way, accounting for 40% of all VC funding, followed by growth in renewable energy, biotechnology, and creative industries.

For over 15 years, strong public–private collaboration has enhanced infrastructure, expanded talent pipelines, and increased competitiveness. **More than 25 fully equipped convention centres now serve both capital and non-capital cities, supported by modernised airports and growing international connectivity.** New integrated events and trade fair districts like [Bogotá's Corferias District](#) and São Paulo's GL events-led [Distrito Anhembi](#) are boosting the investment for the meetings sector while reshaping the experience for global events. “This region has proven its ability to deliver in terms of know-how, infrastructure, creativity, agility, and collaboration,” said Andrés Escandón, ICCA Senior Regional Director for Latin America and the Caribbean

Convention bureaus and economic development agencies are aligning to promote LAC as a growth platform for international events. **Universities and research institutions are helping attract meetings tied to local strengths in science, health, sustainability, and education.**

Innovation districts such as the [City of Knowledge](#) in Panama, Medellín's [Science and Tech Hub](#), and São Paulo University's [Innovation District](#) show how meetings align with broader development goals.

*“Latin America is ready to play a leading role in shaping the future of international association meetings.”*

— Andrés Escandón, ICCA Senior Regional Director for Latin America and the Caribbean

## SUSTAINABILITY

Sustainability and legacy also remain strong drivers. Costa Rica's Convention Center recently launched its Carbon Clear Events methodology by Grupo Heroica, enabling carbon-neutral operations. Panama became the first Latin American country to establish a Global Association Hub, welcoming associations seeking regional presence and growth.

[FLEXPO Latin America](#) continues to serve as a cornerstone for the regional industry, consolidating each year as the main sector platform. Meanwhile, global and regional congresses hosted by IEEE, PANLAR, WFNS, and others have reinforced the region's capability and global recognition. Corporate events like Web Summit and Ethereum's Devcon, along with global government meetings including COP16 in Cali, Colombia, highlight LAC's growing appeal across sectors.

**In 2024, Latin America and the Caribbean was one of the only two regions that grew in association meetings compared to 2023 (from 877 to 903).**

**Brazil** retained its top country position, hosting over 230 meetings, and consolidating its position in the top 15 global country ranking.

**Argentina** and **Colombia** follow in the 2nd and 3rd positions regionally. At the city level, **Buenos Aires** continues to lead the Americas ranking, and 6 other regional cities are also part of the top 10 in the Americas: **Santiago de Chile, Rio de Janeiro, Panama City, Bogota, Lima** and **São Paulo**.

From the top 20 cities in the region, 75% grew in number of meetings from 2023 and 2024, acknowledging **Foz Do Iguaçu, Antigua, Santo Domingo**, and **Barranquilla** as the cities with the most significant growth rate.

**Rio de Janeiro** reaffirms its position as the main non-capital city in the region for international association meetings.

Ultimately, LAC's competitive advantage stems from its diverse destinations, unique infrastructure, skilled young population, and emerging sectors. Latin America and the Caribbean invite international associations to develop and enhance their missions, membership, and value through innovative meetings and collaboration.

SEE FULL RANKING



# COLOMBIA

## A MULTI-DESTINATION PORTFOLIO FOR INTERNATIONAL CONGRESSES AND CONVENTIONS

Colombia is crafting a new narrative in the global events industry—one that moves beyond traditional destination marketing and reimagines how a country positions itself for international meetings and conventions.

At the center of this transformation is ProColombia, the national agency responsible for promoting foreign investment, exports, and tourism. Its integrated organizational model allows for seamless alignment across these pillars, creating powerful synergies between tourism promotion, investment attraction, and event bidding. This vertically integrated approach sets Colombia apart in the meetings industry, where international events are no longer treated in isolation, but as strategic drivers of exports, talent attraction, territorial development, and sectoral positioning. Within ProColombia, business events have a dedicated team that connects global opportunities with the country's economic priorities.

A core element of the strategy is leveraging Colombia's regional diversity. By working closely with emerging city destinations, ProColombia has strengthened the national value chain for meetings and events, generating business opportunities far beyond the traditional hubs. Cities such as Mompox, Valledupar, Santa Marta, Barranquilla, Cali, Pereira, and Armenia—each with distinct industry clusters, innovation ecosystems, and cultural assets—are now positioned alongside Bogotá, Cartagena, and Medellín to form a multi-destination portfolio that caters to a wide range of international associations and congresses.

In partnership with ICCA, ProColombia has executed several tactical initiatives to boost national competitiveness. These include a nationwide business events roadshow across the seven emerging cities, and Colombia's role as the first country to host ICCA's Destination Enhancement Programme, designed to upskill the eleven convention bureaus that form the country's National Network of Bureaux.

**"This multi-destination strategy expands Colombia's value proposition for international meetings, activates local supply chains, and strengthens the national business events ecosystem."**

The results are already evident. Colombia has consolidated its third-place ranking in the ICCA Latin America Country Ranking 2024, with significant growth over the previous year. This progress is not only a reflection of strong performance in mature destinations, but also a direct result of regional cities gaining ground in the global events landscape.

By showcasing its regional assets and sectoral strengths, ProColombia has enhanced its global marketing efforts with a broader, more inclusive product offering—one that resonates with international organizers seeking authentic, high-impact destinations.

Colombia's model demonstrates that when event attraction is embedded in a national development strategy, the returns are exponential—not only for destinations, but for associations, meeting planners, and communities alike.



**ICCA**  
Latin America  
& Caribbean



**PROCOLOMBIA**  
EXPORTACIONES TURISMO INVERSIÓN MARCA PAÍS



# SUSTAINABILITY AS A COMPETITIVE ADVANTAGE



Images: Costa Rica Convention Center

Sustainability has become a key priority on the global meetings industry agenda. Initiatives such as Net Zero Carbon Events (NZCE) and the Bangkok Protocol for Sustainable Gastronomy reflect the sector's growing commitment—led in part by ICCA—to advancing sustainable practices.

Costa Rica has long stood at the forefront of global sustainability efforts, known for its unique convergence of nature, tourism, and climate action. The country's Tourism Sustainability Policy and the creation of the Sustainable Tourism Certificate (CST) serve as international benchmarks for best practices in sustainable tourism.

When the Costa Rica Convention Center (CCCR) opened in 2018, expectations were high for a venue that could set a new standard in sustainable events. Owned by the Costa Rica Tourism Board (ICT) and operated by Grupo Heroica, a regional venue management company, the CRCC took a bold step forward in 2023 with the launch of Carbon Clear Events by Heroica—a proprietary methodology designed to achieve full carbon-neutral operations.

The journey toward a carbon-neutral convention center included:

- In-depth analysis of historical venue data
- Installation of an advanced waste management system
- On-site water treatment facilities
- Adoption of sustainable gastronomy policies
- Installation of solar panels and an autonomous electricity system
- Sourcing from local communities to strengthen regional value chains
- Implementation of a sustainability-first organizational culture
- Forthcoming addition of a MEGAPACK auxiliary power system to optimize energy distribution
- Carbon offsetting via Costa Rica's MICE Forest, a joint initiative by ICT and FONAFIFO
- Certification by LSQA and validation by the Costa Rican Climate Change Office

Together, these initiatives form a pioneering decarbonization framework, where mitigation takes precedence over compensation.

For the CCCR and its stakeholders, sustainability is not just a responsibility—it's a strategic choice. Rooted in the national ethos of Costa Rica, it strengthens the venue's positioning as an appealing destination for international associations and companies seeking conscious, future-ready infrastructure.



# ASIA PACIFIC

It's encouraging to witness a significant rise in association meetings in the Asia Pacific region, as countries / territories like China, Hong Kong, Indonesia, Japan, Macau and Sri Lanka have all shown growth relative to previous years. At the city level, Singapore ranked 3rd globally, while Japan maintained its position among the top 10 countries worldwide.

Top 5 by Country/Territory

1	Japan	428
2	China-P.R.	249
3	Republic of Korea	243
4	Australia	227
5	Thailand	158



Top 5 by City

1	Singapore	144
2	Seoul	124
3	Bangkok	115
4	Tokyo	97
5	Hong Kong	86

[SEE FULL RANKING](#)

While rankings tell part of the story, association bidding involves multiple factors. Destinations across the region offer authentic, strategic solutions that create a profound impact on destination development, enhance collaboration across various sectors and ministries, and benefit host communities. In addition, destinations understand that association biddings secure future business, and this year's rankings highlight the growth of many emerging cities in the Asia Pacific, one of the world's fastest-developing regions.

It has been a defining year for ICCA's Asia Pacific Chapter, marked by first-time achievements and new initiatives that reflect the determination to lead meaningful change. This evolution aligns with ICCA's broader commitment to measuring success beyond economic impact, emphasising sustainability, social value, the development of young professionals, and innovation that leaves a legacy for communities.

With the support of BESarawak, the first Association Impact Masterclass was launched in Kuching, Sarawak, in April 2024. Designed to strengthen associations' understanding of impact and effectiveness, the programme will roll out to other regions as part of a global effort to elevate the leadership and collaboration of cross-sectoral associations.

Asia Pacific's venue members actively shape the region's business events landscape, contributing to innovation, sustainability, wellness, and DEI best practices. They serve as one-stop partners, creating memorable attendee experiences to boost destination profiles. This momentum led to the first [ICCA Global Experts Forum](#) in Beijing, which brought together venue leaders, investors, and government stakeholders to explore the evolving role of venues in future-ready growth alongside destinations.

## KNOWLEDGE

Across the region, we observed a growing desire toward more purposeful programming and engagement. The destinations that understand the real value of the meetings and events industry will be the ones able to forge a more sustainable growth for their societies.

[ICCAUni](#), ICCA's education-focussed initiative connecting members with academic institutions across Asia Pacific to support research and talent development, is at the forefront of driving engagement with the next generation of events professionals.

## SUSTAINABILITY

At the 2024 ICCA Congress in Abu Dhabi, we implemented the 2023 Congress legacy initiative, which was supported by the Thailand Convention and Exhibition Bureau. The 2024 Congress earned the [PLEDGE](#) on Food Waste's Zero Food Waste to Landfill Event Certification, marking a key milestone in the Bangkok Protocol on Sustainable Gastronomy. ICCA is dedicated to leading sustainable food and beverage (F&B) planning, providing tools and case studies to inspire the industry to enhance sustainable practices and offering cultural authenticity.

## GENERATIONAL CHANGE

Professional development is a regional priority. In 2024, two in-person Certified International Convention Specialist (CICS) programmes were held in Beijing, one in Macao. The Certified International Convention Executive (CICE) programme was also launched in Christchurch, New Zealand. With more than 60 colleagues earning their designations, their enhanced knowledge and readiness reflect our members' commitment to investing in human capital, thereby strengthening the region's overall future readiness and business success.

The ongoing success of the [Asia Pacific Business Events Youth Challenges](#) spotlighted innovative ideas from university students and professionals under 30, as the 2024 event was held in Daejeon, the Republic of Korea. Additionally, the CIMERT programme marked its fifth anniversary—a significant milestone in its journey. Looking ahead, ICCA and the Chengdu government will continue to deepen their collaboration, enhancing industry capacity to foster business innovation and drive meaningful community development.





# Global Venue Experts Forum

Recreating Venue Business Models:  
Evolution of Architecture  
and Investments

**4-5 Dec 2025 | Beijing, China**

---

国家会议中心

CHINA NATIONAL CONVENTION CENTER

## PARTNERSHIP & COLLABORATION

ICCA deepened regional collaboration through new strategic partnerships with the Australian Business Events Association (ABEA) and the Macau Fair & Trade Association (MFTA), formalised at AIME and the ICCA Congress. These agreements reflect shared priorities across diversity, equity and inclusion (DEI), legacy, sustainability, and talent development.

In the same year, the ICCA office in Beijing was formally opened, making ICCA the first global meetings industry association to establish a presence in the capital city of China.

The members and stakeholders in Business Events from the Asia Pacific share the goal of driving a multidisciplinary, synergistic approach to facilitating international business opportunities. These initiatives underscore ICCA Asia Pacific's commitment to shaping a future-ready meetings industry through collaboration, business innovation, and shared purpose.

SEE FULL RANKING





# CONVERGING EXCELLENCE, ELEVATING FUTURES

Bridging Business Visions,  
Forging Global Impact

北京市商务局  
Beijing Municipal Commerce Bureau  
北京市文化和旅游局  
Beijing Municipal Bureau of Culture and Tourism  
北京市人民政府外事办公室  
Foreign Affairs Office of the People's Government  
of Beijing Municipality

你好,  
Hello Beijing 北京

Your Next Destination for Business Events



# Japan by the numbers

## Destination

Travel & Tourism Development Index

**No.3**  
in the world <sup>1</sup>



Highly rated travel destination



Best Countries' by Condé Nast Traveler's

**No.1**  
in the world <sup>2</sup>

Trending Destination Ranking

**No.1** (Tokyo)  
in the world <sup>3</sup>



The Safe Cities Index

Infrastructure Security

**No.5** (Tokyo)

**No.7** (Osaka)  
in the world <sup>4</sup>



Health Security

**No.1** (Tokyo)

**No.5** (Osaka)  
in the world <sup>5</sup>



A safe and secure society



The Global Peace Index

**No.17**  
in the world <sup>6</sup>



Livable cities

The Global Liveability Index

**No.9** (Osaka)  
in the world <sup>7</sup>



Trusted Japan brands

The Nation Brands Index

**No.1**  
in the world <sup>9</sup>



A diverse and unique culture  
Culture Destination Ranking

**No.10** (Tokyo)  
in the world <sup>8</sup>



## Academia

Number of meetings per destination

**No.1**  
in Asia-Pacific <sup>10</sup>



A legacy of Nobel excellence

Nobel Prize winners in total <sup>12</sup>

**29**

12 Prizes in Physics

8 Prizes in Chemistry

5 Prizes in Physiology or Medicine

2 Prizes in Literature

2 Prize in Peace



A diverse array of researchers

Among 7 major countries

**No.3**

From Japan, the U.S., Germany, France, the U.K., China, and Korea <sup>13</sup>



A wealth of published research

**No.5** in the world <sup>11</sup>



## Fun Facts

Lost cash?  
It's more likely to come back!

Lost cash handed in to Tokyo police

**¥4.4**  
billion <sup>14</sup>



Top speed of high-speed rails

**No.6**  
in the world <sup>18</sup>

"Nozomi" train: approx.

**285km/h** <sup>19</sup>



Connecting Japan:  
Fast, reliable,  
and comfortable

Number of Shinkansen arrivals and departures between Tokyo and Osaka

Approx.

**370** per day <sup>20</sup>

Affordable Prices

**No.44**


on the Big Mac Index

Approx.

**\$3.19**

**€3.01**

As of Dec. 2024 <sup>15</sup>



A culinary haven of Michelin Stars

Number of Michelin-starred restaurants

**No.1** (Tokyo)  
in the world <sup>21</sup>

High life expectancy

**No.1** 84.5 years  
in the world <sup>22</sup>



World's Cleanest Airports Ranking

3 Japanese airports in the

**Top 10** <sup>24</sup>



Where healthcare is always within reach

Approx.

**8,100** hospitals <sup>16</sup>

Number of hospitals per population

**No.3** in the world <sup>17</sup>



A dependable business environment

Number of companies over 100 years old

**No.1** in the world <sup>23</sup>



On-time operation rate of Japanese carriers

Japan Airlines

**No.1**  
in Asia-Pacific

All Nippon Airways

**No.2**  
in Asia-Pacific <sup>25</sup>



Comfortable journeys in the sky



Sources: 1 World Economic Forum, Travel & Tourism Development Index 2024 2 Condé Nast Traveler, Readers' Choice Awards 2024 3 Tripadvisor, Travellers' Choice Awards Best of the Best Destinations 2024 4,5 The Economist Intelligence Unit, Safe Cities Index 2021 6 Institute for Economics & Peace, Global Peace Index 2024 7 The Economist Intelligence Unit, Global Liveability Index 2024 8 Tripadvisor, Travellers' Choice Awards Best of the Best Destinations 2024 9 Ipsos, The Anholt-Ipsos Nation Brands Index 2023 10 ICCA, Business Analytics 2023 11 National Institute of Science and Technology, Japanese Science and Technology Indicators 2024 12 Nippon Communications Foundation, Japan's Nobel Laureates: Hidankyo Wins 2024 Peace Prize 13 National Institute of Science and Technology, Japanese Science and Technology Indicators 2024 14 Nippon Communications Foundation, Record ¥4.4 Billion in Lost Cash Handed in to Tokyo Police in 2023 15 The Economist, Big Mac Index 2024 16 Statista, Total number of hospitals in select countries worldwide in 2023 17 Ministry of Health, Labour and Welfare of Japan, 医療提供体制の国際比較 18 Statista, 2024, The World's Fastest Trains 19,20 Central Japan Railway Company, 2024 21 Statista, Cities with the most Michelin-starred restaurants worldwide as of February 2024 22 World Health Organization, World Health Statistics 2024 23 Nikkei BP Consulting 2022 24 Skytrax, World Airport Awards 2024 25 Ciriun, On-Time Performance Review 2024



Japan.  
Meetings  
& Events  
New ideas start here







# WHERE INNOVATION INSPIRES THE FUTURE


BUSINESS EVENTS.  
MADE IN SINGAPORE.

UOB SOUTHEAST ASIA GALLERY  
INNOVATIONS IN  
REHABILITATION



**singapore**  
Passion Made Possible

[VisitSingapore.com/mice](https://www.VisitSingapore.com/mice)

 NATIONAL GALLERY SINGAPORE



# EUROPE

Europe maintained its leading position in the 2024 ICCA Rankings, topping the charts in both meeting volume and member destinations. But in a rapidly shifting landscape, leadership is no longer just about scale. It's about agility, innovation, and long-term alignment.

Top 5 by Country/Territory		
1	Italy	635
2	Spain	536
3	Germany	491
4	United Kingdom	481
5	France	432



Top 5 by City		
1	Vienna	154
2	Lisbon	153
3	Barcelona	142
4	Prague	131
5	Paris	124

SEE FULL RANKING

**Vienna** topped the global city rankings in 2024, recognised for its meeting volume and long-term vision. **Lisbon** followed closely, just one meeting behind.

Capital cities and major hubs such as **London, Paris,** and **Amsterdam** continue to rank highly. Still, associations are increasingly turning to second- and third-tier destinations that offer flexibility, accessibility, and stronger local alignment. **Porto's** selection as host of the 2024 ICCA Congress reflects this shift, highlighting how smaller cities that think strategically and invest in sustainable competitiveness are rising on the global stage.

**Italy**, ranked #2 globally among countries, also exemplifies this trend through a national strategy that empowers regional destinations via coordinated investment and collaboration.



*“Our members are future-focused and value-driven. They’re moving beyond infrastructure and bidding to become strategic enablers of change—shaping lasting legacies, fostering inclusive collaboration with academia, and reimaging knowledge partnerships to deliver sustainable and equitable impact across communities.”*

— Efi Koudeli, ICCA Regional Director, Europe

While operational challenges persist, European cities are adapting. The Paris Olympic Games and major political summits in 2024 created temporary constraints, while broader geopolitical and economic shifts shaped site selection across the continent.

A major policy milestone was the EU's appointment of [Apostolos Tzitzikostas as Commissioner for Tourism and Infrastructure](#), reflecting growing recognition of the sector's strategic role in sustainable development, regional cohesion, and innovation.

## DIGITALISATION

Digital transformation is reshaping events across Europe. Artificial intelligence is now central to content planning, delegate engagement, knowledge capture, and even bid writing. Events like IMEX Frankfurt, IBTM World in Barcelona, the Association Leadership Forum at The Meetings Show in London, and the European Association Summit in Brussels are driving this evolution.

## SUSTAINABILITY

Sustainability also remains a core priority. The Nordic region, particularly Copenhagen and Helsinki, continues to lead in environmental standards, with meetings focused on public health, circular economy, smart cities, and clean energy. Türkiye became the first country to sign a national-level agreement with the GSTC, launching a mandatory program to accelerate sustainable practices across its tourism sector.

## KNOWLEDGE

Knowledge alignment is a defining strength. In the Netherlands, Leiden is recognised as a European City of Science. Leuven in Belgium has emerged as a robotics and healthcare hub, thanks to Katholieke Universiteit Leuven. Edinburgh draws on the University of Edinburgh's AI and digital health expertise. In France, Lyon has become a centre for oncology and infectious diseases, supported by IARC and Bioaster. Paris continues to host events tied to Sorbonne University and its global leadership in AI ethics, digital health, and mobility.

## PARTNERSHIP & COLLABORATION

National initiatives are gaining traction. Italy's Knowledge Leaders programme connects academia with international bids. Barcelona's legacy programmes are designed to align international conferences with the city's strategic priorities, fostering long-term impact through collaboration with local stakeholders and communities. Germany's Future Meeting Space initiative, led by the German Convention Bureau and Fraunhofer Institute, explores next-generation knowledge transfer formats.

## GENERATIONAL CHANGE

Professional development is advancing through ICCA's CICS and CICE certifications. The ICCA Skills Hub in Luxembourg offers a dedicated space for training, helping strengthen local teams and grow a future-ready workforce.

*“Europe may be the largest region by numbers, but what defines it is not scale. It’s agility, perspective, and the will to move forward.”*

— Thomas Mauch, ICCA Regional Director, Europe

SEE FULL RANKING







# 64<sup>TH</sup> ICCA CONGRESS

9-12 November | Porto, Portugal

CHARTING THE COURSE



Secure your spot now  
[www.iccacongress.org](http://www.iccacongress.org)

**EARLY BIRD**

Discount offer ends 30 June





# MIDDLE EAST

The Middle East continues to redefine its role on the global meetings map. It is emerging not just as a region of opportunity but as a hub of transformation, strategic ambition, and long-term legacy. In 2024, the region reached new milestones as destinations across the Middle East moved beyond recovery to lead bold, future-ready strategies built around business events.

Top 5 by Country/Territory		
1	United Arab Emirates	104
2	Qatar	33
3	Saudi Arabia	23
4	Jordan	19
5	Oman	18



Top 5 by City		
1	Dubai	57
2	Abu Dhabi	42
3	Doha	33
4	Muscat	16
5	Riyadh	12

*\*\* Honourable mention: Amman hosted 11 meetings, narrowly behind Riyadh.*

SEE FULL RANKING



2024 marked a turning point in the region's business events narrative. The United Arab Emirates, Qatar, Saudi Arabia, Bahrain, Oman, and Jordan demonstrated a collective commitment to investing in knowledge economies, tourism infrastructure, and sector-driven meeting strategies. From public-private partnerships to long-term national Business Events plans, the role of government in attracting international association meetings has never been more visible.

Destinations are increasingly aligned with national development goals such as Saudi Arabia's Vision 2030 and the UAE's Economic D33 Agenda. A noticeable shift from event-hosting to legacy-building and impact-driven agendas continues to take hold.

The region's ability to secure and deliver major events remained strong in 2024.

**Dubai**, the top-ranked city in the region, secured the World Congress of Anaesthesiologists 2028, which is set to welcome over 10,000 delegates.

**Qatar** won the FIDIC Global Infrastructure Conference, reinforcing its role in engineering and innovation

**Riyadh** was awarded the World Road Congress 2026.

Meanwhile, **Abu Dhabi** expanded its portfolio of high-impact events, successfully bidding to host the IUCN World Conservation Congress in 2025—expected to attract over 15,000 global delegates—underscoring its commitment to sustainability and long-term environmental legacies.

These wins reflect a sharpened approach to bidding: data-led, ambassador-driven, and closely aligned with public-sector vision and global priorities.

*“This is a new era for the Middle East, there’s excitement. There’s investment. And there’s a shared ambition to lead. The region is not only evolving—it is inspiring others through its commitment to purpose-driven events and global partnerships.”*  
— Anju Gomes, ICCA Senior Regional Director, Middle East

MEDICAL  
SCIENCES

ARTIFICIAL  
INTELLIGENCE

CULTURAL  
HERITAGE

ENERGY  
TRANSITION

SUSTAINABILITY

EDUCATION

## MIDDLE EAST TRENDS

SECOND-TIER AND EMERGING DESTINATIONS

INTER-REGIONAL COLLABORATION

YOUTH AND WOMEN EMPOWERMENT

REGIONAL THOUGHT LEADERSHIP HUBS

### GENERATIONAL CHANGE

Talent development and retention remain key priorities. ICCASkills continues to help build a future-ready workforce, while tools like ICCA's Destination Intelligence Solutions are improving transparency and RFP readiness. Visa access and regional connectivity are expanding through e-visa and visa-free travel initiatives.

### SUSTAINABILITY

Sustainability has moved from aspiration to action. Dubai's SEE Institute—the region's first net-zero building for green innovation—exemplifies this shift. Momentum from COP28, Saudi Arabia's hosting of Expo 2030, and the UAE's goal to double meeting volume by 2033 reflect a generational mindset and lasting impact.

From record wins to bold visions, the region's growth is underpinned by a united spirit, long-term planning, and a deep understanding of the power of business events.

"This region doesn't just host events—it builds futures," Gomes concludes. "And ICCA is proud to walk this path with our members as they raise the bar for excellence, collaboration, and impact in every way."

SEE FULL RANKING



# Exhibition World Bahrain

A venue for every  
type of event  
imaginable..

Reach out to our team on [connect@ewbahrain.com](mailto:connect@ewbahrain.com)  
or call +973 3750 8888







## QMICE - Your travel partner for events worldwide

QMICE is Qatar Airways' one-stop digital travel solution for organising meetings, incentives, conferences and exhibitions worldwide.

With QMICE, meeting planners and event organisers can enjoy a wide range of benefits, and they can also earn Qrewards\*.



To learn more, visit  
[qatarairways.com/qmice](https://qatarairways.com/qmice)

**QATAR**  
AIRWAYS القطرية



**QMICE**

# THE PATH FORWARD

## BUILDING ON MOMENTUM AND EMBRACING NEW POSSIBILITIES

As we reflect on the 2024 ICCA Rankings, one thing is clear: international association meetings are not merely recovering — it is evolving with purpose, innovation, and strategic intent.

## NAVIGATING TOMORROW'S LANDSCAPE

Looking ahead, our industry will continue to reshape how international association meetings are conceived, designed, and delivered. Several trends are already guiding this transformation.

First, we're seeing a growing emphasis on **knowledge-driven partnerships**. Destinations are moving beyond showcasing infrastructure to demonstrating knowledge alignment, innovation ecosystems, and academic excellence. This shift creates more meaningful collaborations among destinations, associations, and local stakeholders - partnerships built not just on logistics but also on shared purpose and expertise.

**Decentralisation and new players** are reshaping the map. Emerging destinations are rising, reflecting a broadening of opportunities across the world. Associations are increasingly exploring alternatives to traditional host cities, seeking better value, authentic experiences, and stronger alignment with their objectives. This trend will continue to decentralise international meetings, creating space for new destinations to establish themselves on the global map.

**Sustainability as a strategy is no longer optional**. Environmental responsibility has evolved from a nice-to-have feature to a critical component of meeting design and destination strategy. Forward-thinking destinations are embedding sustainability into their core operations, infrastructure development, and legacy planning, and turning it into their unique value proposition in a competitive global market.

Finally, **shifting association needs** are creating new experiences. Associations themselves are evolving, with new leadership, changing member expectations, and evolving business models. The most successful destinations will be those that understand these shifts and position themselves as partners in helping associations achieve their broader missions, not just as venues for their events.

## ADDRESSING EMERGING CHALLENGES

While opportunities abound, the industry also faces challenges that require collective attention and innovative responses.

**Economic pressures** are top of mind. Rising operational costs, inflationary pressures, and budget constraints are impacting how associations plan and fund their meetings. This reality necessitates more transparent value propositions, creative pricing strategies, and stronger ROI narratives from destinations and suppliers.

**Talent attraction, retention, and upskilling** remain pressing concerns across all regions. The generational shift occurring within the business events industry requires intentional knowledge transfer and professional development initiatives.

Meanwhile, **geopolitical complexity** continues to influence where and how international meetings are held. Global tensions, policy shifts, and travel restrictions continue to influence where and how international meetings can be held. Navigating this complexity requires agility, risk management expertise, and stronger destination-association communication.



# ICCA'S GUIDING PRINCIPLES

## VISION

Shaping the future and value of international association meetings.

## MISSION

To be the top global community and knowledge hub for the international association meetings industry by creating competitive advantage, business opportunities, and successful outcomes for association meetings.

The International Congress and Convention Association (ICCA) is a global community and knowledge hub for the international association and governmental meetings industry.

Founded in 1963, ICCA specialises in the international association meetings sector, offering unparalleled data, education, and communication channels, as well as business development and networking opportunities.

Today, ICCA is one of the most prominent organisations in, and advocates for, the world of international meetings. The ICCA Association Community offers associations across the world education, connections, tools, and resources to help them organise more effective and successful meetings.

LEADERSHIP

ADVOCACY

SUSTAINABILITY

LEGACY & FUTURE  
BUILDING

DIVERSITY EQUITY &  
INCLUSION

SEE FULL RANKING



**International Congress  
and Convention Association**

Global Influence, Regional Insight, Local Impact

# A CALL TO COLLABORATIVE ACTION

As we look toward 2025 and beyond, ICCA invites the global meetings community to join in collaborative action that will shape our shared future.

**We encourage destinations to think beyond numbers.** While rankings provide valuable benchmarks, success lies in creating meaningful impact—economic, social, and environmental. It's not just about meeting volume, but about alignment, legacy, and the long-term value meetings deliver to communities and sectors.

**The industry's future also depends on our collective ability to invest in people.** Nurturing talent, embracing diversity, and creating pathways for professional development will be essential. Through ICCASkills and other initiatives, ICCA is supporting the global industry in building a workforce ready for tomorrow's challenges.

**As we continue to grow, we must champion responsible growth.** We have an opportunity to model sustainability leadership and inclusive development. ICCA is committed to helping members implement strategies that balance economic priorities with environmental and social responsibility.

**And as we adapt, we must embrace innovation with purpose.** From artificial intelligence (AI) to evolving event formats, innovation should serve the sector's core goals: facilitating knowledge exchange, building community, and driving meaningful progress.

**The 2024 Rankings reveal much more than destination performance** - they tell the story of a sector in strategic motion, adapting to change while staying true to its essential purpose. ICCA is proud to walk this journey with our members, providing the community, knowledge, and tools needed to navigate the future with confidence.

**Together, we will continue to demonstrate that international association meetings are more than events—they are powerful drivers of progress, collaboration, and the global advancement of humanity.**



# METHODOLOGY

The annual ICCA Statistics Report contains aggregated association meetings data from ICCA's Business Intelligence database. Association meetings are only included if they:

- Take place on a regular basis
- Rotate among a minimum of three countries/territories
- Have at least 50 participants

## DATA COLLECTION

At the end of every year, ICCA's Data Research department will send out a call to all its members to submit meeting data for their destination for that particular year. The deadline is 1st February of the following year. Meeting data will be processed within approximately three months.

## SNAPSHOT

After the data has been processed, an annual snapshot will be generated. Based on this snapshot, the static annual statistics report will be created and published within a month, alongside ICCA's Business Analytics (BA), which is an online benchmark tool for destinations. Readers should note that this report is a "snapshot" of qualifying meetings from ICCA's Business Intelligence database as sampled on April 24th 2025, and that future statistics may be amended as ICCA becomes aware of additional meeting data.

## PARTICIPANT NUMBERS

If a meeting for a specific year does not have a participant number, an estimated average participant number will be used instead, based on known historical participant numbers for that meeting.

## EXPENDITURE FACTOR

To calculate the estimated total expenditure, ICCA applies an Expenditure Factor, which is set at 0.22 (or 22%). This number was established based on two historical expenditure studies performed by Vienna and Finland CVB. The results of these studies showed that approximately 22% of the total expenditure of one delegate was spent on the registration fee. The other 78% of the total expenditure was spent on travel, accommodation, gastronomy, public transport, culture/leisure, shopping and telecommunication.

In 2019, ICCA performed a similar expenditure study during its annual international congress in Houston. This study showed that 25% of the total expenditure per delegate was spent on the registration fee. As this percentage is close to 22%, we decided to maintain 22% for future reports as well. ICCA plans to do periodic corroborative expenditure studies during its congress to ensure the reliability of the Expenditure Factor to ensure reliable Expenditure Factor.

### CALCULATING THE ESTIMATED TOTAL EXPENDITURE FOR 2024

As ICCA's Research Department collects the registration fee per meeting, where possible, it is able to calculate the estimated total expenditure per delegate per meeting. This is done by dividing the registration fee by 0,22.

In order to get the estimated total expenditure per meeting (i.e. for one whole meeting), we multiply it by the total number of delegates for that meeting.

For 2024, ICCA has identified 11,099 meetings in total, with an average registration fee of USD564 and an average delegate number of 409.

To calculate the estimated total expenditure for all 2024 meetings, we apply the following formula:

$$(Avg. Registration Fee all meetings / 0,22) \times Avg. \#delegates all meetings \times Total \#meetings = (564 / 0,22) \times 409 \times 11.099 = 11,6B USD$$

Note: all registration fees in ICCA statistical reports are converted to US Dollars.



**Meetİstanbul**  
where business is pleasure

Phaselis Antik Kenti, Antalya

# Türkiye's National Sustainable Tourism Program

Türkiye has firmly established itself as a global leader in the Meetings, Incentives, Conferences, and Exhibitions (MICE) industry, offering world-class venues, seamless accessibility, and unparalleled hospitality. Over the past two decades, İstanbul has risen as a top-tier player in the international meetings market, attracting major congresses and corporate events. With its state-of-the-art congress centres, premium hotel chains, and groundbreaking urban development projects, Türkiye continues to secure its leading position in the industry.

In 2022, Türkiye took a pioneering step in sustainable tourism by signing a three-year cooperation agreement with the Global Sustainable Tourism Council (GSTC), which sets and manages global standards for sustainable travel and tourism.

This landmark agreement positioned Türkiye as the **first country in the world to collaborate with GSTC on a mandatory national sustainable tourism program.**

- "Recognized" and "Acknowledged" by GSTC
- As of May 2025, more than 1,700 accommodation facilities Stage 3 certified
- Over 17,000 facilities have successfully obtained Stage 1 and Stage 2 Verifications
- GSTC and TGA is developing a new standard for tourism food service providers aimed at food and beverage facilities.

## Türkiye: Your Next MICE Destination

İstanbul is boosting its global congress appeal through a **strong public-private partnership.** This strategic collaboration will simplify bidding, improve delegate experience, and offer extensive support for international congresses, aiming to become a top destination.

With world-class facilities, seamless accessibility, and a commitment to innovation, Türkiye is the ultimate destination for meetings, incentives, conferences, and exhibitions. Whether in İstanbul's dynamic metropolis, Antalya's sun-kissed coastline, or Bodrum's luxurious escapes, Türkiye offers an unrivaled MICE experience, where business meets pleasure.

Looking for your next big destination? Start the journey at [www.meetinginturkiye.com](http://www.meetinginturkiye.com)

**MeetTürkiye**  
where business is pleasure

**GSTC**  
Global Sustainable Tourism Council



[meetinginturkiye.com](http://meetinginturkiye.com)

  
REPUBLIC OF TÜRKİYE  
MINISTRY OF CULTURE AND TOURISM

  
goturkiye.com

# WORLD COUNTRY/ TERRITORY RANKINGS 1/2

Rank	Country/Territory	2024
1	U.S.A.	709
2	Italy	635
3	Spain	536
4	Germany	491
5	United Kingdom	481
6	France	432
7	Japan	428
8	Netherlands	295
9	Portugal	290
10	Canada	252
11	China-P.R.	249
12	Republic of Korea	243
13	Belgium	238
14	Sweden	235
15	Brazil	234
16	Austria	233
17	Australia	227
18	Greece	211
19	Poland	191
20	Finland	186
21	Czech Republic	175
22	Denmark	164
23	Norway	161
24	Switzerland	160
25	Thailand	158
26	Mexico	146
27	Singapore	144
28	India	141
29	Argentina	133
29	Chinese Taipei	133
31	Malaysia	129
32	Ireland	123
33	Türkiye	122
34	Colombia	114
35	Hungary	107
36	United Arab Emirates	104
37	Chile	98
37	Indonesia	98
37	South Africa	98
40	Hong Kong, China-P.R.	86
41	Slovenia	81
42	Croatia	72
42	Romania	72
44	Estonia	69
45	Peru	61
46	Vietnam	60
47	Lithuania	54
48	New Zealand	51
49	Serbia	49
50	Panama	48
51	Costa Rica	46
52	Philippines	44
53	Morocco	43
54	Iceland	39
55	Latvia	35
56	Malta	34
57	Bulgaria	33
57	Macao, China-P.R.	33
57	Qatar	33
60	Cyprus	32
60	Luxembourg	32
62	Rwanda	31
63	Kenya	29
64	Egypt	28
65	Uruguay	27

66	Guatemala	24
67	Saudi Arabia	23
68	Dominican Republic	22
68	Ecuador	22
70	Slovak Republic	21
71	Georgia	20
72	Jordan	19
72	Uganda	19
74	Oman	18
75	Paraguay	16
76	Sri Lanka	15
76	Tanzania	15
78	Kazakhstan	14
79	Tunisia	13
80	Ghana	12
81	Nepal	11
81	North Macedonia	11
83	Bosnia-Herzegovina	10
83	Montenegro	10
83	Pakistan	10
83	Zambia	10
87	Nigeria	9
87	Puerto Rico	9
89	Bangladesh	8
89	Mauritius	8
91	Albania	7
91	Bahrain	7
91	Bolivia	7
91	Namibia	7
91	Uzbekistan	7
96	Azerbaijan	6
96	Brunei Darussalam	6
96	El Salvador	6
96	Ethiopia	6
96	Mongolia	6
96	Senegal	6
102	Armenia	5
102	Botswana	5
102	Faroe Islands	5
102	Ivory Coast	5
102	Laos	5
102	Netherlands Antilles	5
102	Zimbabwe	5
109	Barbados	4
109	Benin	4
109	Cambodia	4
109	Congo	4
109	Honduras	4
109	Jamaica	4
109	Kuwait	4
116	Cameroon	3
116	Iraq	3
116	Kyrgyzstan	3
116	Malawi	3
116	Monaco	3
116	Mozambique	3
116	Trinidad & Tobago, W.I.	3
123	Algeria	2
123	Belize	2
123	Cape Verde	2
123	Cuba	2
123	Fiji	2
123	Gambia	2
123	Guadeloupe	2
123	Israel	2
123	Martinique, W.I.	2

# WORLD COUNTRY/ TERRITORY RANKINGS 2/2

123	Saint Kitts and Nevis	2
123	Sierra Leone	2
134	Antigua and Barbuda	1
134	Aruba	1
134	Bahamas	1
134	Belarus	1
134	Bermuda	1
134	Bhutan	1
134	Cayman Islands	1
134	Cook Islands	1
134	East Timor	1
134	Eswatini	1
134	Gabon	1
134	Gibraltar	1
134	Guyana	1
134	Lebanon	1
134	Lesotho	1
134	Madagascar	1
134	Maldives	1
134	Mali	1
134	New Caledonia	1
134	Nicaragua	1
134	Papua New Guinea	1
134	Saint Lucia	1
134	Sao Tome and Principe	1
134	Tajikistan	1
134	Ukraine	1
134	Venezuela	1
134	Virgin Islands (U.S.)	1
	Others	0
Totals		11.099



# WORLD CITY RANKINGS 1/15

Rank	City	Country/Territory	2024
1	Vienna	Austria	154
2	Lisbon	Portugal	153
3	Singapore	Singapore	144
4	Barcelona	Spain	142
5	Prague	Czech Republic	131
6	Paris	France	124
6	Seoul	Republic of Korea	124
8	Bangkok	Thailand	115
9	Rome	Italy	114
10	Athens	Greece	111
11	London	United Kingdom	105
11	Madrid	Spain	105
13	Copenhagen	Denmark	101
14	Brussels	Belgium	100
14	Milan	Italy	100
16	Tokyo	Japan	97
17	Amsterdam	Netherlands	94
18	Buenos Aires	Argentina	91
19	Budapest	Hungary	87
20	Dublin	Ireland	86
20	Hong Kong	Hong Kong, China-P.R.	86
20	Istanbul	Türkiye	86
23	Berlin	Germany	85
23	Stockholm	Sweden	85
25	Helsinki	Finland	80
26	Kuala Lumpur	Malaysia	78
26	Taipei	Chinese Taipei	78
28	Montreal	Canada	70
29	Oslo	Norway	69
30	Sydney	Australia	63
31	Melbourne	Australia	62
31	Warsaw	Poland	62
33	Santiago de Chile	Chile	60
34	Porto	Portugal	59
35	Cape Town	South Africa	58
35	Rio de Janeiro	Brazil	58
37	Dubai	United Arab Emirates	57
38	Bali	Indonesia	54
39	Ljubljana	Slovenia	51
39	Valencia	Spain	51
41	Munich	Germany	50
42	Cracow	Poland	49
42	Edinburgh	United Kingdom	49
42	Kyoto	Japan	49
45	Panama City	Panama	48
46	Mexico City	Mexico	47
46	Thessaloniki	Greece	47
46	Toronto	Canada	47
46	Washington	U.S.A.	47
50	Vilnius	Lithuania	44
51	Bogota	Colombia	43
51	Bologna	Italy	43
51	Lima	Peru	43

51	Sao Paulo	Brazil	43
55	Abu Dhabi	United Arab Emirates	42
56	Gothenburg	Sweden	41
57	Bucharest	Romania	40
57	Glasgow	United Kingdom	40
57	Naples	Italy	40
57	Tallinn	Estonia	40
61	New Delhi	India	39
61	Rotterdam	Netherlands	39
61	San Jose	Costa Rica	39
64	Belgrade	Serbia	38
64	Shanghai	China-P.R.	38
66	Florence	Italy	37
66	Lyon-St. Etienne	France	37
66	Vancouver	Canada	37
69	Torino	Italy	36
70	Chicago	U.S.A.	35
71	Antwerp	Belgium	34
71	Hamburg	Germany	34
71	Lausanne - Montreux	Switzerland	34
71	Uppsala	Sweden	34
71	Zagreb	Croatia	34
76	Beijing	China-P.R.	33
76	Doha	Qatar	33
76	Macao	Macao, China-P.R.	33
76	Reykjavik	Iceland	33
76	Toulouse	France	33
81	Riga	Latvia	32
82	Geneva	Switzerland	31
82	Gent	Belgium	31
82	Kigali	Rwanda	31
82	Leuven	Belgium	31
86	San Diego	U.S.A.	30
87	Luxembourg	Luxembourg	29
88	Aarhus	Denmark	28
88	Bilbao	Spain	28
88	Busan	Republic of Korea	28
88	Manila	Philippines	28
88	Sevilla	Spain	28
88	Zurich	Switzerland	28
94	Brisbane	Australia	27
94	Cartagena	Colombia	27
94	Osaka	Japan	27
94	Tartu	Estonia	27
98	Dresden	Germany	26
98	Frankfurt am Main	Germany	26
98	Jeju	Republic of Korea	26
98	New York City	U.S.A.	26
98	Tampere	Finland	26
103	Sofia	Bulgaria	25
103	Venice	Italy	25
105	Boston	U.S.A.	24
105	Graz	Austria	24
105	Ho Chi Minh City	Vietnam	24

# WORLD CITY RANKINGS 2/15

105	Marrakech	Morocco	24
105	Marseille-Aix	France	24
105	Perth	Australia	24
105	Sapporo	Japan	24
112	Auckland	New Zealand	23
112	Bergen	Norway	23
112	Brno	Czech Republic	23
112	Liverpool	United Kingdom	23
116	Malaga	Spain	22
117	Cascais	Portugal	21
117	Fukuoka	Japan	21
117	Manchester	United Kingdom	21
117	Nairobi	Kenya	21
117	Nice	France	21
117	Oxford	United Kingdom	21
117	Strasbourg	France	21
117	Utrecht	Netherlands	21
125	Birmingham	United Kingdom	20
125	Los Angeles	U.S.A.	20
125	Miami	U.S.A.	20
125	Padova	Italy	20
129	Belfast	United Kingdom	19
129	Bordeaux	France	19
129	Cairo	Egypt	19
129	Montevideo	Uruguay	19
129	Montpellier	France	19
129	Turku	Finland	19
135	Brugge	Belgium	18
135	Denver	U.S.A.	18
135	Guadalajara	Mexico	18
135	Nantes	France	18
135	Wroclaw	Poland	18
140	Atlanta	U.S.A.	17
140	Chennai	India	17
140	Hangzhou	China-P.R.	17
140	Kampala	Uganda	17
140	Lille	France	17
140	Orlando	U.S.A.	17
140	Salzburg	Austria	17
140	Trieste	Italy	17
148	Delft	Netherlands	16
148	Foz Do Iguacu	Brazil	16
148	Hanoi	Vietnam	16
148	Kaohsiung	Chinese Taipei	16
148	Limassol	Cyprus	16
148	Maastricht	Netherlands	16
148	Medellin	Colombia	16
148	Muscat	Oman	16
148	Rennes	France	16
148	Tbilisi	Georgia	16
148	The Hague	Netherlands	16
159	Berne	Switzerland	15
159	Bratislava	Slovak Republic	15
159	Granada	Spain	15

159	Halifax	Canada	15
159	Kitakyushu	Japan	15
159	Philadelphia	U.S.A.	15
159	San Sebastian	Spain	15
159	Trondheim	Norway	15
167	Antigua	Guatemala	14
167	Chengdu	China-P.R.	14
167	Cologne	Germany	14
167	Dubrovnik	Croatia	14
167	Gdansk	Poland	14
167	Kuching	Malaysia	14
167	Leipzig	Germany	14
167	Lund	Sweden	14
167	Malmö	Sweden	14
167	Nagoya	Japan	14
167	Santo Domingo	Dominican Republic	14
167	Sheffield	United Kingdom	14
167	St. Julians	Malta	14
167	Stavanger	Norway	14
167	Xi'an	China-P.R.	14
167	Yokohama	Japan	14
183	Antalya	Türkiye	13
183	Asuncion	Paraguay	13
183	Cancun	Mexico	13
183	Coimbra	Portugal	13
183	Colombo	Sri Lanka	13
183	Cork	Ireland	13
183	Daejeon	Republic of Korea	13
183	Incheon	Republic of Korea	13
183	Leiden	Netherlands	13
183	Mumbai	India	13
183	Ottawa	Canada	13
183	Sendai	Japan	13
183	Shenzhen	China-P.R.	13
183	Trento	Italy	13
183	Tsukuba	Japan	13
183	Yogyakarta	Indonesia	13
199	Aalborg	Denmark	12
199	Basel	Switzerland	12
199	Brasília	Brazil	12
199	Chania (Crete)	Greece	12
199	Chiang Mai	Thailand	12
199	Christchurch	New Zealand	12
199	Grenoble	France	12
199	Hiroshima	Japan	12
199	Izmir	Türkiye	12
199	Johannesburg	South Africa	12
199	Jyväskylä	Finland	12
199	Kobe	Japan	12
199	Las Vegas	U.S.A.	12
199	Munster	Germany	12
199	Penang Island	Malaysia	12
199	Pisa	Italy	12
199	Québec City	Canada	12

# WORLD CITY RANKINGS 3/15

199	Riyadh	Saudi Arabia	12
199	Seattle	U.S.A.	12
199	Taichung	Chinese Taipei	12
219	Adelaide	Australia	11
219	Amman	Jordan	11
219	Barranquilla	Colombia	11
219	Da Nang	Vietnam	11
219	Espoo	Finland	11
219	Innsbruck	Austria	11
219	Leeds	United Kingdom	11
219	Nashville	U.S.A.	11
219	Palma de Mallorca	Spain	11
219	Potsdam	Germany	11
219	Quito	Ecuador	11
219	Tainan	Chinese Taipei	11
219	Wuhan	China-P.R.	11
232	Austin	U.S.A.	10
232	Bari	Italy	10
232	Bengaluru	India	10
232	Bonn	Germany	10
232	Cambridge	United Kingdom	10
232	Campinas	Brazil	10
232	Eindhoven	Netherlands	10
232	Galway	Ireland	10
232	Genova	Italy	10
232	Guangzhou	China-P.R.	10
232	Guatemala City	Guatemala	10
232	Jakarta	Indonesia	10
232	Kathmandu	Nepal	10
232	Monterrey	Mexico	10
232	Nanjing	China-P.R.	10
232	New Orleans	U.S.A.	10
232	Pattaya	Thailand	10
232	Pittsburgh	U.S.A.	10
232	Poznan	Poland	10
251	Accra	Ghana	9
251	Almaty	Kazakhstan	9
251	Ann Arbor	U.S.A.	9
251	Bergamo	Italy	9
251	Bodo	Norway	9
251	Cardiff	United Kingdom	9
251	Catania	Italy	9
251	Daegu	Republic of Korea	9
251	Enschede	Netherlands	9
251	Honolulu	U.S.A.	9
251	Hsinchu	Chinese Taipei	9
251	Mar del Plata	Argentina	9
251	Merida	Mexico	9
251	Odense	Denmark	9
251	Oulu	Finland	9
251	Portoroz	Slovenia	9
251	Puerto Varas	Chile	9
251	Rimini	Italy	9
251	Salvador (Bahia)	Brazil	9

251	San Francisco	U.S.A.	9
251	Stuttgart	Germany	9
251	Timisoara	Romania	9
251	Vina del Mar	Chile	9
274	Aachen	Germany	8
274	Arequipa	Peru	8
274	Baltimore	U.S.A.	8
274	Bochum	Germany	8
274	Cebu City	Philippines	8
274	Curitiba	Brazil	8
274	Florianopolis	Brazil	8
274	Groningen	Netherlands	8
274	Heidelberg	Germany	8
274	Heraklion	Greece	8
274	Kanazawa	Japan	8
274	Lake Maggiore	Italy	8
274	Nijmegen	Netherlands	8
274	Palermo	Italy	8
274	Phuket	Thailand	8
274	Punta Cana	Dominican Republic	8
274	Sarajevo	Bosnia-Herzegovina	8
274	Valletta	Malta	8
274	York	United Kingdom	8
293	Aberdeen	United Kingdom	7
293	Banff	Canada	7
293	Boulder	U.S.A.	7
293	Cagliari	Italy	7
293	Cambridge	U.S.A.	7
293	Cluj-Napoca	Romania	7
293	Dallas	U.S.A.	7
293	Dar-Es-Salaam	Tanzania	7
293	Goa	India	7
293	Gold Coast	Australia	7
293	Guimaraes	Portugal	7
293	Islamabad	Pakistan	7
293	Kolkata	India	7
293	Livingstone	Zambia	7
293	Lucerne	Switzerland	7
293	Mainz	Germany	7
293	Manama	Bahrain	7
293	Matsue	Japan	7
293	Minneapolis	U.S.A.	7
293	Nicosia	Cyprus	7
293	Nottingham	United Kingdom	7
293	Puerto Vallarta	Mexico	7
293	Qingdao	China-P.R.	7
293	Rabat	Morocco	7
293	Rovaniemi	Finland	7
293	Split	Croatia	7
293	Stellenbosch	South Africa	7
293	Tromso	Norway	7
293	Verona	Italy	7
293	Wellington	New Zealand	7
323	Addis Ababa	Ethiopia	6



# WORLD CITY RANKINGS 4/15

323	Arlington	U.S.A.	6
323	Aveiro	Portugal	6
323	Baku	Azerbaijan	6
323	Bandung	Indonesia	6
323	Braga	Portugal	6
323	Buffalo	U.S.A.	6
323	Canberra	Australia	6
323	Charlotte	U.S.A.	6
323	Dakar	Senegal	6
323	Darwin	Australia	6
323	Dhaka	Bangladesh	6
323	Duesseldorf	Germany	6
323	Dundee	United Kingdom	6
323	Durham	United Kingdom	6
323	Edmonton	Canada	6
323	Girona	Spain	6
323	Hannover	Germany	6
323	Hasselt	Belgium	6
323	Jaipur	India	6
323	Karlsruhe	Germany	6
323	Katowice	Poland	6
323	Krems	Austria	6
323	Liege	Belgium	6
323	Limerick	Ireland	6
323	Lodz	Poland	6
323	Lugano	Switzerland	6
323	Madison	U.S.A.	6
323	Mannheim	Germany	6
323	Nancy	France	6
323	Nara	Japan	6
323	NewcastleGateshead	United Kingdom	6
323	Providence	U.S.A.	6
323	Puebla	Mexico	6
323	Punta del Este	Uruguay	6
323	Salt Lake City	U.S.A.	6
323	San Juan	Puerto Rico	6
323	Santa Marta	Colombia	6
323	Siena	Italy	6
323	St. Andrews	United Kingdom	6
323	Swansea	United Kingdom	6
323	Ulan Bator	Mongolia	6
323	Valladolid	Spain	6
323	Zaragoza	Spain	6
367	Abidjan	Ivory Coast	5
367	Abuja	Nigeria	5
367	Alexandria	Egypt	5
367	Almería	Spain	5
367	Arusha	Tanzania	5
367	Astana	Kazakhstan	5
367	Bath	United Kingdom	5
367	Belem	Brazil	5
367	Belo Horizonte	Brazil	5
367	Bled	Slovenia	5
367	Brasov	Romania	5

367	Bristol	United Kingdom	5
367	Calgary	Canada	5
367	Casablanca	Morocco	5
367	Chemnitz	Germany	5
367	Cordoba	Argentina	5
367	Coventry	United Kingdom	5
367	Dalian	China-P.R.	5
367	Darmstadt	Germany	5
367	Davos	Switzerland	5
367	Dead Sea	Jordan	5
367	Gaborone	Botswana	5
367	Goettingen	Germany	5
367	Gyeongju	Republic of Korea	5
367	Hobart	Australia	5
367	Jeddah	Saudi Arabia	5
367	Kota Kinabalu	Malaysia	5
367	Lecce	Italy	5
367	Lublin	Poland	5
367	Maceio	Brazil	5
367	Manaus	Brazil	5
367	Mombasa	Kenya	5
367	Natal	Brazil	5
367	Noordwijk	Netherlands	5
367	Novi Sad	Serbia	5
367	Oaxaca	Mexico	5
367	Ohrid	North Macedonia	5
367	Olomouc	Czech Republic	5
367	Pasadena	U.S.A.	5
367	Perugia	Italy	5
367	Petaling Jaya	Malaysia	5
367	Portland	U.S.A.	5
367	Reading	United Kingdom	5
367	Reims	France	5
367	Salamanca	Spain	5
367	Salerno	Italy	5
367	Santiago de Compostela	Spain	5
367	Surabaya	Indonesia	5
367	Tangiers	Morocco	5
367	Tarragona	Spain	5
367	Tilburg	Netherlands	5
367	Torshavn	Faroe Islands	5
367	Toyama	Japan	5
367	Tucson	U.S.A.	5
367	Tuebingen	Germany	5
367	Tunis	Tunisia	5
367	Vigo	Spain	5
367	Wageningen	Netherlands	5
367	Windhoek	Namibia	5
367	Würzburg	Germany	5
367	Yerevan	Armenia	5
432	A Coruña	Spain	4
432	Ahmedabad	India	4
432	Albuquerque	U.S.A.	4
432	Annapolis	U.S.A.	4

# WORLD CITY RANKINGS 5/15

432	Batumi	Georgia	4
432	Berkeley	U.S.A.	4
432	Bolzano	Italy	4
432	Bridgetown	Barbados	4
432	Brighton	United Kingdom	4
432	Budva	Montenegro	4
432	Cairns	Australia	4
432	Cali	Colombia	4
432	Changsha	China-P.R.	4
432	Charleston	U.S.A.	4
432	Concepcion	Chile	4
432	Cordoba	Spain	4
432	Cotonou	Benin	4
432	Crete	Greece	4
432	Cusco	Peru	4
432	Durban	South Africa	4
432	Durres	Albania	4
432	Erlangen	Germany	4
432	Essen	Germany	4
432	Fortaleza	Brazil	4
432	Ginowan	Japan	4
432	Hammamet	Tunisia	4
432	Hefei Anhui	China-P.R.	4
432	Hyderabad	India	4
432	Ioannina	Greece	4
432	Jena	Germany	4
432	Kaunas	Lithuania	4
432	Las Palmas GC	Spain	4
432	Leeuwarden	Netherlands	4
432	Linz	Austria	4
432	Lübeck	Germany	4
432	Mendoza	Argentina	4
432	Nagasaki	Japan	4
432	Nova Gorica	Slovenia	4
432	Nuremberg	Germany	4
432	Obihiro	Japan	4
432	Orebro	Sweden	4
432	Paphos	Cyprus	4
432	Phoenix	U.S.A.	4
432	Podgorica	Montenegro	4
432	Porto Alegre	Brazil	4
432	Rhodes	Greece	4
432	Rotorua	New Zealand	4
432	Samarkand	Uzbekistan	4
432	San Salvador	El Salvador	4
432	Santa Cruz	Bolivia	4
432	Santa Cruz de Tenerife	Spain	4
432	Sanya	China-P.R.	4
432	Sibiu	Romania	4
432	Skopje	North Macedonia	4
432	St. Louis	U.S.A.	4
432	Taoyuan	Chinese Taipei	4
432	Tianjin	China-P.R.	4
432	Tshwane, Pretoria	South Africa	4

432	Turin	Italy	4
432	Uji	Japan	4
432	Ulsan	Republic of Korea	4
432	Vantaa	Finland	4
432	Victoria Falls	Zimbabwe	4
432	Vientiane	Laos	4
432	Vilamoura	Portugal	4
432	Wiesbaden	Germany	4
500	Akureyri	Iceland	3
500	Alicante	Spain	3
500	Amersfoort	Netherlands	3
500	Bahia Blanca	Argentina	3
500	Balaclava	Mauritius	3
500	Bandar Seri Begawan	Brunei Darussalam	3
500	Bishkek	Kyrgyzstan	3
500	Bloemfontein	South Africa	3
500	Bremen	Germany	3
500	Caen	France	3
500	Cannes	France	3
500	Charlottesville	U.S.A.	3
500	Chon Buri	Thailand	3
500	Cleveland	U.S.A.	3
500	College Park	U.S.A.	3
500	Corfu	Greece	3
500	Erfurt	Germany	3
500	Falun	Sweden	3
500	Ferrara	Italy	3
500	Fort Collins	U.S.A.	3
500	Fort Lauderdale	U.S.A.	3
500	Freiburg	Germany	3
500	Fremantle	Australia	3
500	Fribourg	Switzerland	3
500	Funchal, Madeira	Portugal	3
500	Gandhinagar	India	3
500	Gatineau	Canada	3
500	Guayaquil	Ecuador	3
500	Harrogate	United Kingdom	3
500	Helsingor	Denmark	3
500	Iasi	Romania	3
500	Interlaken	Switzerland	3
500	Jurmala	Latvia	3
500	Kaiserslautern	Germany	3
500	Kiel	Germany	3
500	Kielce	Poland	3
500	Kinshasa	Congo	3
500	Kiruna	Sweden	3
500	Kosice	Slovak Republic	3
500	Kristiansand	Norway	3
500	Kristianstad	Sweden	3
500	Kuopio	Finland	3
500	Kuwait City	Kuwait	3
500	La Plata	Argentina	3
500	La Serena	Chile	3
500	Leon	Spain	3

# WORLD CITY RANKINGS 6/15

500	Louisville	U.S.A.	3
500	Loutraki	Greece	3
500	Lusaka	Zambia	3
500	Maputo	Mozambique	3
500	Marburg	Germany	3
500	Melaka	Malaysia	3
500	Miami Beach	U.S.A.	3
500	Miyazaki	Japan	3
500	Monte Carlo	Monaco	3
500	Monterey	U.S.A.	3
500	Morelia	Mexico	3
500	Niagara Falls	Canada	3
500	Niigata	Japan	3
500	Ningbo	China-P.R.	3
500	Okinawa	Japan	3
500	Onna	Japan	3
500	Opatija	Croatia	3
500	Orleans	France	3
500	Otsu City	Japan	3
500	Parma	Italy	3
500	Pilsen	Czech Republic	3
500	Playa del Carmen	Mexico	3
500	Pontevedra	Spain	3
500	Portsmouth	United Kingdom	3
500	Princeton	U.S.A.	3
500	Pristina	Serbia	3
500	Queretaro	Mexico	3
500	Raleigh	U.S.A.	3
500	Recife	Brazil	3
500	Rochester	U.S.A.	3
500	Rosario	Argentina	3
500	San Andres Island	Colombia	3
500	San Antonio	U.S.A.	3
500	San Jose	U.S.A.	3
500	Santander	Spain	3
500	Sao Carlos	Brazil	3
500	Sardinia	Italy	3
500	Sharjah	United Arab Emirates	3
500	Sherbrooke	Canada	3
500	Siem Reap	Cambodia	3
500	Sorrento	Italy	3
500	St. Gallen	Switzerland	3
500	St. John's	Canada	3
500	Stony Brook	U.S.A.	3
500	Suwon	Republic of Korea	3
500	Suzhou	China-P.R.	3
500	Takamatsu	Japan	3
500	Tashkent	Uzbekistan	3
500	Tempe	U.S.A.	3
500	Tirana	Albania	3
500	Trier	Germany	3
500	Tulsa	U.S.A.	3
500	Urayasu	Japan	3
500	Vaasa	Finland	3

500	Valparaiso	Chile	3
500	Varese	Italy	3
500	Waikoloa	U.S.A.	3
500	Warwick	United Kingdom	3
500	Windsor	United Kingdom	3
500	Wollongong	Australia	3
500	Wuxi	China-P.R.	3
500	Zhuhai	China-P.R.	3
614	Agra	India	2
614	Amherst	U.S.A.	2
614	Amiens	France	2
614	Anaheim	U.S.A.	2
614	Ancona	Italy	2
614	Ankara	Türkiye	2
614	Aqaba	Jordan	2
614	Ascona	Switzerland	2
614	Aswan	Egypt	2
614	Augsburg	Germany	2
614	Avignon	France	2
614	Ayacucho	Peru	2
614	Ayia Napa	Cyprus	2
614	Azores	Portugal	2
614	Baghdad	Iraq	2
614	Banja Luka	Bosnia-Herzegovina	2
614	Banjul	Gambia	2
614	Batam	Indonesia	2
614	Bayonne	France	2
614	Besancon	France	2
614	Bethesda	U.S.A.	2
614	Bhubaneswar	India	2
614	Bialystok	Poland	2
614	Biarritz	France	2
614	Bielefeld	Germany	2
614	Birstonas	Lithuania	2
614	Blacksburg	U.S.A.	2
614	Bloomington	U.S.A.	2
614	Bo'ao	China-P.R.	2
614	Boise	U.S.A.	2
614	Braunschweig	Germany	2
614	Brescia	Italy	2
614	Brest	France	2
614	Burlington	U.S.A.	2
614	Bursa	Türkiye	2
614	Buzios	Brazil	2
614	Bydgoszcz	Poland	2
614	Caceres	Spain	2
614	Campo Grande	Brazil	2
614	Canterbury	United Kingdom	2
614	Caserta	Italy	2
614	Castellon	Spain	2
614	Cavtat	Croatia	2
614	Changchun	China-P.R.	2
614	Chiangrai	Thailand	2
614	Chiba	Japan	2



# WORLD CITY RANKINGS 7/15

614	Chihuahua	Mexico	2
614	Chongqing	China-P.R.	2
614	Colchester	United Kingdom	2
614	Columbia	U.S.A.	2
614	Columbus	U.S.A.	2
614	Constanta	Romania	2
614	Cremona	Italy	2
614	Cuenca	Ecuador	2
614	Curacao	Netherlands Antilles	2
614	Daytona Beach	U.S.A.	2
614	Detroit	U.S.A.	2
614	Dhahran	Saudi Arabia	2
614	Dongguan	China-P.R.	2
614	Douala	Cameroon	2
614	Druskininkai	Lithuania	2
614	Duisburg	Germany	2
614	Durham	U.S.A.	2
614	Ede	Netherlands	2
614	Egmond Aan Zee	Netherlands	2
614	Elche	Spain	2
614	Ensenada	Mexico	2
614	Esbjerg	Denmark	2
614	Esch-sur-Alzette	Luxembourg	2
614	Evanston	U.S.A.	2
614	Fairfax	U.S.A.	2
614	Flagstaff	U.S.A.	2
614	Fort Worth	U.S.A.	2
614	Fredericton	Canada	2
614	Freetown	Sierra Leone	2
614	Frigate Bay	Saint Kitts and Nevis	2
614	Funchal	Portugal	2
614	Galapagos Islands	Ecuador	2
614	Gangneung	Republic of Korea	2
614	Garda Lake	Italy	2
614	Gießen	Germany	2
614	Gifu	Japan	2
614	Gijón	Spain	2
614	Goiania	Brazil	2
614	Grapevine	U.S.A.	2
614	Guildford	United Kingdom	2
614	Guilin	China-P.R.	2
614	Gwangju	Republic of Korea	2
614	Gyor	Hungary	2
614	Ha Long City	Vietnam	2
614	Haikou	China-P.R.	2
614	Hamamatsu	Japan	2
614	Harbin	China-P.R.	2
614	Hartford	U.S.A.	2
614	Haryana	India	2
614	Havana	Cuba	2
614	Helsingborg	Sweden	2
614	Henley on Thames	United Kingdom	2
614	Himeji	Japan	2
614	Houston	U.S.A.	2

614	Hradec Kralové	Czech Republic	2
614	Huddersfield	United Kingdom	2
614	Huizhou	China-P.R.	2
614	Idaho Falls	U.S.A.	2
614	Iloilo	Philippines	2
614	Jonkoping	Sweden	2
614	Kaifeng	China-P.R.	2
614	Kalamata	Greece	2
614	Karlstad	Sweden	2
614	Kassel	Germany	2
614	Kecskemet	Hungary	2
614	Kent	U.S.A.	2
614	Kildare	Ireland	2
614	Killarney	Ireland	2
614	Kittilä	Finland	2
614	Klagenfurt	Austria	2
614	Knoxville	U.S.A.	2
614	Kochi	Japan	2
614	Kos	Greece	2
614	Koscielisko	Poland	2
614	Kranjska Gora	Slovenia	2
614	Kunming	China-P.R.	2
614	La Laguna	Spain	2
614	La Rochelle	France	2
614	Lagos	Nigeria	2
614	Lahore	Pakistan	2
614	Lahti	Finland	2
614	Lake Placid	U.S.A.	2
614	Landshut	Germany	2
614	Langkawi	Malaysia	2
614	Lanzhou	China-P.R.	2
614	Lappeenranta	Finland	2
614	le Havre	France	2
614	Leicester	United Kingdom	2
614	Lexington	U.S.A.	2
614	Lignano Sabbiadoro	Italy	2
614	Lilongwe	Malawi	2
614	Llandudno	United Kingdom	2
614	Loja	Ecuador	2
614	London	Canada	2
614	Long Beach	U.S.A.	2
614	Louvain-la-Neuve	Belgium	2
614	Ludwigsburg	Germany	2
614	Lüneburg	Germany	2
614	Luque	Paraguay	2
614	Luxor	Egypt	2
614	Magdeburg	Germany	2
614	Maribor	Slovenia	2
614	Mataram	Indonesia	2
614	Matsuyama	Japan	2
614	Maynooth	Ireland	2
614	Medan	Indonesia	2
614	Messina	Italy	2
614	Milwaukee	U.S.A.	2

# WORLD CITY RANKINGS 8/15

614	Montego Bay	Jamaica	2
614	Mugla	Türkiye	2
614	Murcia	Spain	2
614	Naha	Japan	2
614	Naivasha	Kenya	2
614	National Harbor	U.S.A.	2
614	Neuchatel	Switzerland	2
614	New Haven	U.S.A.	2
614	Newcastle	United Kingdom	2
614	Niagara Falls	U.S.A.	2
614	Norman	U.S.A.	2
614	Norrköping	Sweden	2
614	Nyborg	Denmark	2
614	Oakland	U.S.A.	2
614	Okayama	Japan	2
614	Oostende	Belgium	2
614	Ostrava	Czech Republic	2
614	Ourense	Spain	2
614	Ouro Preto	Brazil	2
614	Palm Springs	U.S.A.	2
614	Pardubice	Czech Republic	2
614	Pathumthani	Thailand	2
614	Pau	France	2
614	Pavia	Italy	2
614	Pereira	Colombia	2
614	Pesaro	Italy	2
614	Pescara	Italy	2
614	Pohang	Republic of Korea	2
614	Port Elizabeth	South Africa	2
614	Port of Spain	Trinidad & Tobago, W.I.	2
614	Pucon	Chile	2
614	Puerto Iguazu	Argentina	2
614	Pune	India	2
614	Putrajaya	Malaysia	2
614	Quy Nhon	Vietnam	2
614	Reggio Emilia	Italy	2
614	Rijeka	Croatia	2
614	Riviera Maya	Mexico	2
614	Rostock	Germany	2
614	Rouen	France	2
614	Saint Malo	France	2
614	San Carlos	Costa Rica	2
614	San Cristobal d.l. Laguna	Spain	2
614	San Gwann	Malta	2
614	San Juan	Argentina	2
614	San Pedro Sula	Honduras	2
614	Santa Cruz	Portugal	2
614	Santa Fe	Argentina	2
614	Scottsdale	U.S.A.	2
614	Seinäjoki	Finland	2
614	Sicily	Italy	2
614	Sliema	Malta	2
614	Southampton	United Kingdom	2
614	St. Maarten	Netherlands Antilles	2

614	St. Polten	Austria	2
614	Stanford	U.S.A.	2
614	Surrey	United Kingdom	2
614	Szeged	Hungary	2
614	Tampa	U.S.A.	2
614	Tegucigalpa	Honduras	2
614	Toledo	Spain	2
614	Toyonaka	Japan	2
614	Treviso	Italy	2
614	Trujillo	Peru	2
614	Urbino	Italy	2
614	Veracruz	Mexico	2
614	Villingen-Schwenningen	Germany	2
614	Visby	Sweden	2
614	Vitoria-Gasteiz	Spain	2
614	Volos	Greece	2
614	Waikiki Beach	U.S.A.	2
614	West Lafayette	U.S.A.	2
614	Williamsburg	U.S.A.	2
614	Winnipeg	Canada	2
614	Wuzhen	China-P.R.	2
614	Xalapa	Mexico	2
614	Xiamen	China-P.R.	2
614	Yangling	China-P.R.	2
614	Zakopane	Poland	2
614	Zanzibar	Tanzania	2
856	Aberystwyth	United Kingdom	1
856	Abingdon	United Kingdom	1
856	Acajutla	El Salvador	1
856	Acapulco	Mexico	1
856	Aci Castello	Italy	1
856	Akita	Japan	1
856	Al Ain	United Arab Emirates	1
856	Alajuela	Costa Rica	1
856	Albi	France	1
856	Alesund	Norway	1
856	Alexandria	U.S.A.	1
856	Alexandroupolis	Greece	1
856	AlUla	Saudi Arabia	1
856	Ambato	Ecuador	1
856	Ameland	Netherlands	1
856	Amelia Island	U.S.A.	1
856	Anderson	U.S.A.	1
856	Angers	France	1
856	Antananarivo	Madagascar	1
856	Antigonish	Canada	1
856	Araraquara	Brazil	1
856	Arcata	U.S.A.	1
856	Arendal	Norway	1
856	Arezzo	Italy	1
856	Asahikawa	Japan	1
856	Asan	Republic of Korea	1
856	Asheville	U.S.A.	1
856	Asilomar	U.S.A.	1

# WORLD CITY RANKINGS 9/15

856	Assisi	Italy	1
856	Asti	Italy	1
856	Athens	U.S.A.	1
856	Athlone	Ireland	1
856	Auburn	U.S.A.	1
856	Autrans	France	1
856	Aventura	U.S.A.	1
856	Aviemore -Scotland-	United Kingdom	1
856	Avila	Spain	1
856	Awara	Japan	1
856	Baarlo	Netherlands	1
856	Bad Gleichenberg	Austria	1
856	Bad Herrenalb	Germany	1
856	Bad Homburg	Germany	1
856	Bad Ischl	Austria	1
856	Bad Liebenzell	Germany	1
856	Bad Nauheim	Germany	1
856	Bad Nenndorf	Germany	1
856	Bad Oeynhausen	Germany	1
856	Bad Zurzach	Switzerland	1
856	Baden	Switzerland	1
856	Baden Baden	Germany	1
856	Baeza	Spain	1
856	Balatonalmadi	Hungary	1
856	Balatonfured	Hungary	1
856	Balneario Camboriu	Brazil	1
856	Bamako	Mali	1
856	Bamberg	Germany	1
856	Bangor	United Kingdom	1
856	Bar	Montenegro	1
856	Barossa Valley	Australia	1
856	Basse- Terre	Guadeloupe	1
856	Båstad	Sweden	1
856	Batavia	U.S.A.	1
856	Baton-Rouge	U.S.A.	1
856	Bauru	Brazil	1
856	Bavaria	Germany	1
856	Bayannur	China-P.R.	1
856	Bayreuth	Germany	1
856	Béjaïa	Algeria	1
856	Bellevue	U.S.A.	1
856	Ben Cat	Vietnam	1
856	Ben Guerir	Morocco	1
856	Benasque	Spain	1
856	Benevento	Italy	1
856	Benidorm	Spain	1
856	Beppu	Japan	1
856	Berakas	Brunei Darussalam	1
856	Berg En Dal	Netherlands	1
856	Bertinoro	Italy	1
856	Bhopal	India	1
856	Big Sky	U.S.A.	1
856	Bjorkliden	Sweden	1
856	Blackpool	United Kingdom	1

856	Blagoevgrad	Bulgaria	1
856	Blantyre	Malawi	1
856	Boca Raton	U.S.A.	1
856	Boppard	Germany	1
856	Boracay Island	Philippines	1
856	Boras	Sweden	1
856	Borovetz	Bulgaria	1
856	Boulogne-sur-Mer	France	1
856	Bournemouth	United Kingdom	1
856	Bozeman	U.S.A.	1
856	Bracknell	United Kingdom	1
856	Braganca	Portugal	1
856	Brampton	Canada	1
856	Brandenburg	Germany	1
856	Brandon	Canada	1
856	Brazzaville	Congo	1
856	Brdo Pri Kranju	Slovenia	1
856	Breckenridge	U.S.A.	1
856	Breda	Netherlands	1
856	Bremerhaven	Germany	1
856	Broadbeach	Australia	1
856	Brockport	U.S.A.	1
856	Broxburn	United Kingdom	1
856	Burgas	Bulgaria	1
856	Burgos	Spain	1
856	Bussolengo	Italy	1
856	Byblos	Lebanon	1
856	Caldas Da Rainha	Portugal	1
856	Cambridge	New Zealand	1
856	Camp de Mar	Spain	1
856	Campos Do Jordao	Brazil	1
856	Cao Bang	Vietnam	1
856	Cape Breton	Canada	1
856	Cape Coast	Ghana	1
856	Caraguatatuba	Brazil	1
856	Carcassonne	France	1
856	Cargese	France	1
856	Cartagena	Spain	1
856	Carthage	Tunisia	1
856	Caxias do Sul	Brazil	1
856	Chambery	France	1
856	Chamonix	France	1
856	Chandigarh	India	1
856	Charleroi	Belgium	1
856	Charlottetown	Canada	1
856	Cheongju	Republic of Korea	1
856	Cheshire	United Kingdom	1
856	Chiayi	Chinese Taipei	1
856	Chiclana de la Frontera	Spain	1
856	Chungbuk	Republic of Korea	1
856	Chungju	Republic of Korea	1
856	Chūō	Japan	1
856	Cincinnati	U.S.A.	1
856	Clark Freeport	Philippines	1



# WORLD CITY RANKINGS 10/15

856	Clayton	Australia	1
856	Clermont-Ferrand	France	1
856	Cloppenburg	Germany	1
856	Coatzacoalcas	Mexico	1
856	Cochabamba	Bolivia	1
856	Coimbatore	India	1
856	College Station	U.S.A.	1
856	Colmar	France	1
856	Conshohocken	U.S.A.	1
856	Cornwall	United Kingdom	1
856	Corrientes	Argentina	1
856	Corvallis	U.S.A.	1
856	Cotabato City	Philippines	1
856	Cottbus	Germany	1
856	Covilha	Portugal	1
856	Cox's Bazar	Bangladesh	1
856	Cozumel	Mexico	1
856	Craiova	Romania	1
856	Cranfield	United Kingdom	1
856	Crans Montana	Switzerland	1
856	Dammam	Saudi Arabia	1
856	Davao City	Philippines	1
856	Davis	U.S.A.	1
856	Deauville	France	1
856	Debrecen	Hungary	1
856	Delray Beach	U.S.A.	1
856	Denarau Island	Fiji	1
856	Denpasar	Indonesia	1
856	Denton	U.S.A.	1
856	Derry	United Kingdom	1
856	Dessau	Germany	1
856	Dili	East Timor	1
856	Djerba	Tunisia	1
856	Dortmund	Germany	1
856	Drammen	Norway	1
856	Dudelange	Luxembourg	1
856	Dumfries	United Kingdom	1
856	Dunedin	New Zealand	1
856	Dushanbe	Tajikistan	1
856	East Lansing	U.S.A.	1
856	Ebene	Mauritius	1
856	Ebetsu	Japan	1
856	Edmond	U.S.A.	1
856	Egham	United Kingdom	1
856	Ein-Gedi	Israel	1
856	Eldoret	Kenya	1
856	Elverum	Norway	1
856	Enkhuizen	Netherlands	1
856	Entebbe	Uganda	1
856	Ermelo	Netherlands	1
856	Erzurum	Türkiye	1
856	Eskilstuna	Sweden	1
856	Esquel	Argentina	1
856	Estérel	Canada	1

856	Eugene	U.S.A.	1
856	Evora	Portugal	1
856	Exeter	United Kingdom	1
856	Faridabad	India	1
856	Faro	Portugal	1
856	Flic en Flac	Mauritius	1
856	Florida Keys Is.	U.S.A.	1
856	Foggia	Italy	1
856	Forli	Italy	1
856	Fort-de-France	Martinique, W.I.	1
856	Freiberg	Germany	1
856	Freiburg (Im Breisgau)	Germany	1
856	Freising	Germany	1
856	Fulda	Germany	1
856	Fuzhou	China-P.R.	1
856	Gainesville	U.S.A.	1
856	Gardermoen	Norway	1
856	Garmisch-Partenkirchen	Germany	1
856	Gaspe	Canada	1
856	Gayle	Sweden	1
856	Gazipur	Bangladesh	1
856	Geilo	Norway	1
856	George	South Africa	1
856	Georgetown	Guyana	1
856	Gettysburg	U.S.A.	1
856	Giardini-Naxos	Italy	1
856	Gibraltar	Gibraltar	1
856	Gland	Switzerland	1
856	Glassboro	U.S.A.	1
856	Gliwice	Poland	1
856	Godollo	Hungary	1
856	Golden	U.S.A.	1
856	Gorakhpur	India	1
856	Göteborg use Gothenburg	Sweden	1
856	Göttingen USE Goettingen	Germany	1
856	Goyang	Republic of Korea	1
856	Gozd Martuljek	Slovenia	1
856	Gozo	Malta	1
856	Grabouw	South Africa	1
856	Granada	Nicaragua	1
856	Grand Cayman	Cayman Islands	1
856	Grand Rapids	U.S.A.	1
856	Grassau	Germany	1
856	Great Barrington	U.S.A.	1
856	Greensboro	U.S.A.	1
856	Greenville	U.S.A.	1
856	Greifswald	Germany	1
856	Gros Islet	Saint Lucia	1
856	Guadalajara	Spain	1
856	Guaruja	Brazil	1
856	Guia de Isora	Spain	1
856	Guiyang	China-P.R.	1
856	Guwahati	India	1
856	Gwacheon	Republic of Korea	1

# WORLD CITY RANKINGS 11/15

856	Cyeongsan	Republic of Korea	1
856	Hagen	Germany	1
856	Hagenberg	Austria	1
856	Haiphong	Vietnam	1
856	Hakodate	Japan	1
856	Hakone	Japan	1
856	Half Moon Bay	U.S.A.	1
856	Halkidiki	Greece	1
856	Halle	Germany	1
856	Halmstad	Sweden	1
856	Hamilton	Bermuda	1
856	Hamm	Germany	1
856	Harlingen	Netherlands	1
856	Harwell	United Kingdom	1
856	Hawthorn	Australia	1
856	Heeze	Netherlands	1
856	Henderson	U.S.A.	1
856	Heredia	Costa Rica	1
856	Herndon	U.S.A.	1
856	Hersonissos	Greece	1
856	Hilton Head	U.S.A.	1
856	Hirosaki	Japan	1
856	Hohhot	China-P.R.	1
856	Hollywood	U.S.A.	1
856	Homburg Am Saar	Germany	1
856	Hua Hin	Thailand	1
856	Huangshan	China-P.R.	1
856	Hudiksvall	Sweden	1
856	Huelva	Spain	1
856	Huntington	U.S.A.	1
856	Huron	U.S.A.	1
856	Husum	Germany	1
856	Hvar	Croatia	1
856	Hveragerdi	Iceland	1
856	Hyde Park	U.S.A.	1
856	Hyeres	France	1
856	Ibadan	Nigeria	1
856	Ifrane	Morocco	1
856	Ile-Ife	Nigeria	1
856	Ilheus	Brazil	1
856	Imabari	Japan	1
856	Indianapolis	U.S.A.	1
856	Indore	India	1
856	Ingelheim am Rhein	Germany	1
856	Irvine	U.S.A.	1
856	Isla de Pascua	Chile	1
856	Isla Verde	Puerto Rico	1
856	Isle of Man	United Kingdom	1
856	Itajai	Brazil	1
856	Ithaca	U.S.A.	1
856	Izola	Slovenia	1
856	Jaen	Spain	1
856	Jekyll Island	U.S.A.	1
856	Jeonju	Republic of Korea	1

856	Jersey City	U.S.A.	1
856	Jerusalem	Israel	1
856	Jihlava	Czech Republic	1
856	Joao Pessoa	Brazil	1
856	Joensuu	Finland	1
856	Kabelvag	Norway	1
856	Kagoshima	Japan	1
856	Kalmar	Sweden	1
856	Kananaskis	Canada	1
856	Kanpur	India	1
856	Kansas City	U.S.A.	1
856	Karachi	Pakistan	1
856	Karlshamn	Sweden	1
856	Karlskrona	Sweden	1
856	Kashiwa	Japan	1
856	Kauai	U.S.A.	1
856	Kawasaki	Japan	1
856	Kaysersberg	France	1
856	Kerala	India	1
856	Khon Kaen	Thailand	1
856	Kilkenny	Ireland	1
856	Kingston	Jamaica	1
856	Kisarazu	Japan	1
856	Klaipeda	Lithuania	1
856	Knysna	South Africa	1
856	Kochi	India	1
856	Kofu	Japan	1
856	Koh Samui	Thailand	1
856	Kolding	Denmark	1
856	Kongsberg	Norway	1
856	Konstanz	Germany	1
856	Konya	Türkiye	1
856	Kopaonik	Serbia	1
856	Koper	Slovenia	1
856	Kozhikode	India	1
856	Kranj	Slovenia	1
856	Kruger National Park	South Africa	1
856	Krynica	Poland	1
856	Krzymowa	Poland	1
856	Kufstein	Austria	1
856	Kuhmo	Finland	1
856	Kumasi	Ghana	1
856	Kure	Japan	1
856	Kusatsu	Japan	1
856	Kutná Hora	Czech Republic	1
856	Kyrenia	Cyprus	1
856	La Granja	Spain	1
856	La Jolla	U.S.A.	1
856	La Paz	Bolivia	1
856	Laguna	Philippines	1
856	Lake Como	Italy	1
856	Lancaster	United Kingdom	1
856	Landskrona	Sweden	1
856	Langfang	China-P.R.	1

# WORLD CITY RANKINGS 12/15

856	Lansing	U.S.A.	1
856	L'Aquila	Italy	1
856	Larnaca	Cyprus	1
856	Las Cruces	U.S.A.	1
856	Laulasmaa	Estonia	1
856	Lecco	Italy	1
856	Leesburg	U.S.A.	1
856	Lethbridge	Canada	1
856	Liberec	Czech Republic	1
856	Libreville	Gabon	1
856	Lillehammer	Norway	1
856	Lincoln	United Kingdom	1
856	Lincoln	U.S.A.	1
856	Linköping	Sweden	1
856	Lisburn	United Kingdom	1
856	Livorno	Italy	1
856	Lleida	Spain	1
856	Lofthus	Norway	1
856	Logan	U.S.A.	1
856	Logrono	Spain	1
856	Lomma	Sweden	1
856	Lommel	Belgium	1
856	Longyearbyen	Norway	1
856	Lorient	France	1
856	Los Andes	Chile	1
856	Los Cabos	Mexico	1
856	Loughborough	United Kingdom	1
856	Lovran	Croatia	1
856	Lucca	Italy	1
856	Lulea	Sweden	1
856	Lunteren	Netherlands	1
856	Luoyang	China-P.R.	1
856	Maasmechelen	Belgium	1
856	Macerata	Italy	1
856	Madinah	Saudi Arabia	1
856	Madurai	India	1
856	Maebashi	Japan	1
856	Makassar	Indonesia	1
856	Makkah	Saudi Arabia	1
856	Male	Maldives	1
856	Malibu	U.S.A.	1
856	Mandelieu la Napoule	France	1
856	Marbella	Spain	1
856	Mardin	Türkiye	1
856	Maresias	Brazil	1
856	Marianske Lazne	Czech Republic	1
856	Martigny	Switzerland	1
856	Maseru	Lesotho	1
856	Matera	Italy	1
856	Maui	U.S.A.	1
856	Mayaguez	Puerto Rico	1
856	Mellieha	Malta	1
856	Menlo Park	U.S.A.	1
856	Mianyang	China-P.R.	1

856	Mikulov	Czech Republic	1
856	Minho	Portugal	1
856	Minsk	Belarus	1
856	Miri	Malaysia	1
856	Miskolc	Hungary	1
856	Mito	Japan	1
856	Mohali	India	1
856	Molkom	Sweden	1
856	Monastir	Tunisia	1
856	Moncton	Canada	1
856	Mont Tremblant	Canada	1
856	Morgantown	U.S.A.	1
856	Moshi	Tanzania	1
856	Mount Maunganui	New Zealand	1
856	Muldersdrift	South Africa	1
856	Mulheim	Germany	1
856	Mulhouse	France	1
856	Munyonyo	Uganda	1
856	Mytilene	Greece	1
856	Nagakute	Japan	1
856	Nagano	Japan	1
856	Nakhon Ratchasima	Thailand	1
856	Namur	Belgium	1
856	Nanning	China-P.R.	1
856	Nantong	China-P.R.	1
856	Narashino	Japan	1
856	Narita	Japan	1
856	Narvik	Norway	1
856	Nassau	Bahamas	1
856	Negombo	Sri Lanka	1
856	Negril	Jamaica	1
856	Neuerburg	Germany	1
856	Neumarkt-Sankt Veit	Germany	1
856	Neustadt a d Weinstrasse	Germany	1
856	Nevsehir	Türkiye	1
856	New Brunswick	U.S.A.	1
856	New Harmony	U.S.A.	1
856	Newark	U.S.A.	1
856	Newport	U.S.A.	1
856	Newport Beach	U.S.A.	1
856	Neyagawa	Japan	1
856	Nha Trang	Vietnam	1
856	Nis	Serbia	1
856	Nishinomiya	Japan	1
856	Niteroi	Brazil	1
856	Nitra	Slovak Republic	1
856	Noida	India	1
856	Nonthaburi	Thailand	1
856	Normal	U.S.A.	1
856	Norwich	United Kingdom	1
856	Noto	Italy	1
856	Notre Dame	U.S.A.	1
856	Noumea	New Caledonia	1
856	Novi	U.S.A.	1



# WORLD CITY RANKINGS 13/15

856	Novo Mesto	Slovenia	1
856	Nuevo Vallarta	Mexico	1
856	Numazu	Japan	1
856	Oahu	U.S.A.	1
856	Oak Ridge	U.S.A.	1
856	Obergurgl	Austria	1
856	Oestersund	Sweden	1
856	Ogden	U.S.A.	1
856	Ojai	U.S.A.	1
856	Olympia	Greece	1
856	Omaha	U.S.A.	1
856	Ontario	U.S.A.	1
856	Opio	France	1
856	Opole	Poland	1
856	Ormskirk	United Kingdom	1
856	Ottignies	Belgium	1
856	Ovar	Portugal	1
856	Oviedo	Spain	1
856	Oxford	U.S.A.	1
856	Paarl	South Africa	1
856	Pachuca	Mexico	1
856	Pacific Harbour	Fiji	1
856	Paestum	Italy	1
856	Paipa	Colombia	1
856	Palanga	Lithuania	1
856	Palangka Raya	Indonesia	1
856	Palmerston North	New Zealand	1
856	Palo Alto	U.S.A.	1
856	Pamplona	Spain	1
856	Panguipulli	Chile	1
856	Pangyo	Republic of Korea	1
856	Papantla	Mexico	1
856	Parana	Argentina	1
856	Pärnu	Estonia	1
856	Passau	Germany	1
856	Pattani	Thailand	1
856	Peachtree Corners	U.S.A.	1
856	Pecs	Hungary	1
856	Peloponnese	Greece	1
856	Pembrokeshire	United Kingdom	1
856	Peoria	U.S.A.	1
856	Pernik	Bulgaria	1
856	Perpignan	France	1
856	Phan Thiet	Vietnam	1
856	Phnom-Penh	Cambodia	1
856	Pilani	India	1
856	Pilar	Paraguay	1
856	Piran	Slovenia	1
856	Pirenópolis	Brazil	1
856	Piriapolis	Uruguay	1
856	Pleven	Bulgaria	1
856	Plovdiv	Bulgaria	1
856	Plymouth	United Kingdom	1
856	Pointe-A-Pitre	Guadeloupe	1

856	Ponce	Puerto Rico	1
856	Pont-A-Mousson	France	1
856	Poole	United Kingdom	1
856	Poprad	Slovak Republic	1
856	Porlamar	Venezuela	1
856	Port Moresby	Papua New Guinea	1
856	Portalegre	Portugal	1
856	Portimao	Portugal	1
856	Porvoo	Finland	1
856	Posadas	Argentina	1
856	Praia	Cape Verde	1
856	Prizren	Serbia	1
856	Protaras	Cyprus	1
856	Provo	U.S.A.	1
856	Pruszkow	Poland	1
856	Puerto D.L.Cruz	Spain	1
856	Puigcerdà	Spain	1
856	Pula	Croatia	1
856	Puno	Peru	1
856	Puntarenas	Costa Rica	1
856	Puyehue	Chile	1
856	PyeongChang	Republic of Korea	1
856	Qinghuangdao	China-P.R.	1
856	Queenstown	New Zealand	1
856	Ragusa	Italy	1
856	Rarotonga	Cook Islands	1
856	Ras Al Khaimah	United Arab Emirates	1
856	Ravello	Italy	1
856	Rawang	Malaysia	1
856	Recife, Pe	Brazil	1
856	Regina	Canada	1
856	Rehe	Germany	1
856	Reñde	Italy	1
856	Reno	U.S.A.	1
856	Rethymnon	Greece	1
856	Reunion Island	France	1
856	Reus	Spain	1
856	Reykjanesbær	Iceland	1
856	Ribeirao Preto	Brazil	1
856	Richland	U.S.A.	1
856	Richmond	U.S.A.	1
856	Richmond Hill	Canada	1
856	Riksgränsen	Sweden	1
856	Rimouski	Canada	1
856	Riva del Garda	Italy	1
856	Rockville	U.S.A.	1
856	Roorkee	India	1
856	Rosenheim	Germany	1
856	Roskilde	Denmark	1
856	Rovinj	Croatia	1
856	Rungsted Kyst	Denmark	1
856	's Hertogenbosch	Netherlands	1
856	Sackville	Canada	1
856	Sacramento	U.S.A.	1

# WORLD CITY RANKINGS 14/15

856	S'Agaró	Spain	1
856	Saint Louis	U.S.A.	1
856	Saint Lucia	South Africa	1
856	Saint Raphael	France	1
856	Saint Vincent	Italy	1
856	Sal	Cape Verde	1
856	Salalah	Oman	1
856	Salem	U.S.A.	1
856	Salento	Italy	1
856	Salmiya	Kuwait	1
856	Salta	Argentina	1
856	Salto	Uruguay	1
856	Salto Veloso	Brazil	1
856	Samsun	Türkiye	1
856	San Anton	Malta	1
856	San Ignacio	Belize	1
856	San José del Cabo	Mexico	1
856	San Luis	Argentina	1
856	San Martin	Argentina	1
856	San Pedro	Argentina	1
856	San Pedro	Belize	1
856	San Pedro de Atacama	Chile	1
856	Sandy Bay	Australia	1
856	Santa Barbara	U.S.A.	1
856	Santa Clara	U.S.A.	1
856	Santa Comba Dão	Portugal	1
856	Santa Cruz	U.S.A.	1
856	Santa Fe	U.S.A.	1
856	Santa Rosa	Argentina	1
856	Sant'Ana Do Livramento	Brazil	1
856	Santos	Brazil	1
856	Sao Joao del Rei	Brazil	1
856	Sao Leopoldo	Brazil	1
856	Sao Luis	Brazil	1
856	Sarnen	Switzerland	1
856	Saskatoon	Canada	1
856	Schladming	Austria	1
856	Schneverdingen	Germany	1
856	Seeheim	Germany	1
856	Segovia	Spain	1
856	Sepang	Malaysia	1
856	Serdang	Malaysia	1
856	Serock	Poland	1
856	Sete	France	1
856	Shah Alam	Malaysia	1
856	Shanhua	Chinese Taipei	1
856	Shantou	China-P.R.	1
856	Shenyang (Liaoning)	China-P.R.	1
856	Shinjuku	Japan	1
856	Shizuoka	Japan	1
856	Sibenik	Croatia	1
856	Sibu	Malaysia	1
856	Siegen	Germany	1
856	Sierre	Switzerland	1

856	Siracusa	Italy	1
856	Sitka	U.S.A.	1
856	Ski	Norway	1
856	Skien	Norway	1
856	Skövde	Sweden	1
856	Snowbird	U.S.A.	1
856	Socorro	U.S.A.	1
856	Sohar	Oman	1
856	Sokcho	Republic of Korea	1
856	Sola	Norway	1
856	Sopron	Hungary	1
856	Soussa	Tunisia	1
856	Sozopol	Bulgaria	1
856	Springfield	U.S.A.	1
856	Srinagar	India	1
856	St. Augustine	Trinidad & Tobago, W.I.	1
856	St. Catharines	Canada	1
856	St. Helier - Jersey	United Kingdom	1
856	St. Paul's Bay	Malta	1
856	St. Pete Beach	U.S.A.	1
856	St. Thomas	Virgin Islands (U.S.)	1
856	St. Tropez	France	1
856	Stralsund	Germany	1
856	Sucre	Bolivia	1
856	Suita	Japan	1
856	Sundsvall	Sweden	1
856	Sunshine Coast	Australia	1
856	Surakarta	Indonesia	1
856	Sveti Martin	Croatia	1
856	Svolvaer	Norway	1
856	Swakopmund	Namibia	1
856	Szczecin	Poland	1
856	Szentendre	Hungary	1
856	Tahoe City	U.S.A.	1
856	Taiping	Malaysia	1
856	Taitung	Chinese Taipei	1
856	Taiyuan	China-P.R.	1
856	Taizhou	China-P.R.	1
856	Talca	Chile	1
856	Taormina	Italy	1
856	Tapolca	Hungary	1
856	Tata	Hungary	1
856	Taxco	Mexico	1
856	Teddington	United Kingdom	1
856	Tena	Ecuador	1
856	Texel	Netherlands	1
856	Thimphu	Bhutan	1
856	Tivat	Montenegro	1
856	Tizi Ouzou	Algeria	1
856	Tlalnepantla	Mexico	1
856	Tokushima	Japan	1
856	Tonsberg	Norway	1
856	Topeka	U.S.A.	1
856	Torremolinos	Spain	1

# WORLD CITY RANKINGS 15/15

856	Tours	France	1
856	Trnava	Slovak Republic	1
856	Trollhattan	Sweden	1
856	Troy	U.S.A.	1
856	Troyes	France	1
856	Trysil	Norway	1
856	Turrialba	Costa Rica	1
856	Uberlandia	Brazil	1
856	Uddevalla	Sweden	1
856	Ueda	Japan	1
856	Ulm	Germany	1
856	Usedom	Germany	1
856	Utsunomiya	Japan	1
856	Vác	Hungary	1
856	Valdivia	Chile	1
856	Vannes	France	1
856	Varanasi	India	1
856	Varazdin	Croatia	1
856	Vasteras	Sweden	1
856	Vavuniya	Sri Lanka	1
856	Vaxjo	Sweden	1
856	Venlo	Netherlands	1
856	Veszprem	Hungary	1
856	Viborg	Denmark	1
856	Victoria	Canada	1
856	Vimeiro	Portugal	1
856	Virginia	U.S.A.	1
856	Visegrad	Hungary	1
856	Wako City	Japan	1
856	Waltham	U.S.A.	1
856	Walvis Bay	Namibia	1
856	Warren	U.S.A.	1
856	Waterloo	Canada	1
856	Weimar	Germany	1
856	Wels	Austria	1
856	West Point	U.S.A.	1
856	Westford	U.S.A.	1
856	Wetzlar	Germany	1
856	Whistler	Canada	1
856	Whitehorse	Canada	1
856	Willemstad	Netherlands Antilles	1
856	Wimborne Minster	United Kingdom	1
856	Wittenberg	Germany	1
856	Woking	United Kingdom	1
856	Wuppertal	Germany	1
856	Xanthi	Greece	1
856	Yamaguchi	Japan	1
856	Yamanashi	Japan	1
856	Yanji	China-P.R.	1
856	Yaounde	Cameroon	1
856	Yellowknife	Canada	1
856	Yonezawa	Japan	1
856	Ypsilanti	U.S.A.	1
856	Zacatecas	Mexico	1

856	Zadar	Croatia	1
856	Zamosc	Poland	1
856	Zarqa	Jordan	1
856	Zeist	Netherlands	1
856	Zell Am See	Austria	1
856	Zhangjiajie	China-P.R.	1
856	Zhengzhou	China-P.R.	1
856	Zwolle	Netherlands	1
	Others	Others	93
	Totals	Totals	11,099



# EUROPE COUNTRY/ TERRITORY

Rank	Country/Territory	2024
1	Italy	635
2	Spain	536
3	Germany	491
4	United Kingdom	481
5	France	432
6	Netherlands	295
7	Portugal	290
8	Belgium	238
9	Sweden	235
10	Austria	233
11	Greece	211
12	Poland	191
13	Finland	186
14	Czech Republic	175
15	Denmark	164
16	Norway	161
17	Switzerland	160
18	Ireland	123
19	Türkiye	122
20	Hungary	107
21	Slovenia	81
22	Croatia	72
22	Romania	72
24	Estonia	69
25	Lithuania	54
26	Serbia	49
27	Iceland	39
28	Latvia	35
29	Malta	34
30	Bulgaria	33
31	Cyprus	32
31	Luxembourg	32
33	Slovak Republic	21
34	Georgia	20
35	Kazakhstan	14
36	North Macedonia	11
37	Bosnia-Herzegovina	10
37	Montenegro	10
39	Albania	7
40	Faroe Islands	5
41	Monaco	3
42	Belarus	1
42	Gibraltar	1
42	Ukraine	1
	Others	0
	Totals	6.172

# EUROPE CITY RANKINGS 1/7

Rank	City	Country/Territory	2024
1	Vienna	Austria	154
2	Lisbon	Portugal	153
3	Barcelona	Spain	142
4	Prague	Czech Republic	131
5	Paris	France	124
6	Rome	Italy	114
7	Athens	Greece	111
8	London	United Kingdom	105
8	Madrid	Spain	105
10	Copenhagen	Denmark	101
11	Brussels	Belgium	100
11	Milan	Italy	100
13	Amsterdam	Netherlands	94
14	Budapest	Hungary	87
15	Dublin	Ireland	86
15	Istanbul	Türkiye	86
17	Berlin	Germany	85
17	Stockholm	Sweden	85
19	Helsinki	Finland	80
20	Oslo	Norway	69
21	Warsaw	Poland	62
22	Porto	Portugal	59
23	Ljubljana	Slovenia	51
23	Valencia	Spain	51
25	Munich	Germany	50
26	Cracow	Poland	49
26	Edinburgh	United Kingdom	49
28	Thessaloniki	Greece	47
29	Vilnius	Lithuania	44
30	Bologna	Italy	43
31	Gothenburg	Sweden	41
32	Bucharest	Romania	40
32	Glasgow	United Kingdom	40
32	Naples	Italy	40
32	Tallinn	Estonia	40
36	Rotterdam	Netherlands	39
37	Belgrade	Serbia	38
38	Florence	Italy	37
38	Lyon-St. Etienne	France	37
40	Torino	Italy	36
41	Antwerp	Belgium	34
41	Hamburg	Germany	34
41	Lausanne - Montreux	Switzerland	34
41	Uppsala	Sweden	34
41	Zagreb	Croatia	34
46	Reykjavik	Iceland	33
46	Toulouse	France	33
48	Riga	Latvia	32
49	Geneva	Switzerland	31
49	Gent	Belgium	31
49	Leuven	Belgium	31
52	Luxembourg	Luxembourg	29
53	Aarhus	Denmark	28

53	Bilbao	Spain	28
53	Sevilla	Spain	28
53	Zurich	Switzerland	28
57	Tartu	Estonia	27
58	Dresden	Germany	26
58	Frankfurt am Main	Germany	26
58	Tampere	Finland	26
61	Sofia	Bulgaria	25
61	Venice	Italy	25
63	Graz	Austria	24
63	Marseille-Aix	France	24
65	Bergen	Norway	23
65	Brno	Czech Republic	23
65	Liverpool	United Kingdom	23
68	Malaga	Spain	22
69	Cascais	Portugal	21
69	Manchester	United Kingdom	21
69	Nice	France	21
69	Oxford	United Kingdom	21
69	Strasbourg	France	21
69	Utrecht	Netherlands	21
75	Birmingham	United Kingdom	20
75	Padova	Italy	20
77	Belfast	United Kingdom	19
77	Bordeaux	France	19
77	Montpellier	France	19
77	Turku	Finland	19
81	Brugge	Belgium	18
81	Nantes	France	18
81	Wroclaw	Poland	18
84	Lille	France	17
84	Salzburg	Austria	17
84	Trieste	Italy	17
87	Delft	Netherlands	16
87	Limassol	Cyprus	16
87	Maastricht	Netherlands	16
87	Rennes	France	16
87	Tbilisi	Georgia	16
87	The Hague	Netherlands	16
93	Berne	Switzerland	15
93	Bratislava	Slovak Republic	15
93	Granada	Spain	15
93	San Sebastian	Spain	15
93	Trondheim	Norway	15
98	Cologne	Germany	14
98	Dubrovnik	Croatia	14
98	Gdansk	Poland	14
98	Leipzig	Germany	14
98	Lund	Sweden	14
98	Malmö	Sweden	14
98	Sheffield	United Kingdom	14
98	St. Julians	Malta	14
98	Stavanger	Norway	14
107	Antalya	Türkiye	13

# EUROPE CITY RANKINGS 2/7

107	Coimbra	Portugal	13
107	Cork	Ireland	13
107	Leiden	Netherlands	13
107	Trento	Italy	13
112	Aalborg	Denmark	12
112	Basel	Switzerland	12
112	Chania (Crete)	Greece	12
112	Grenoble	France	12
112	Izmir	Türkiye	12
112	Jyväskylä	Finland	12
112	Munster	Germany	12
112	Pisa	Italy	12
120	Espoo	Finland	11
120	Innsbruck	Austria	11
120	Leeds	United Kingdom	11
120	Palma de Mallorca	Spain	11
120	Potsdam	Germany	11
125	Bari	Italy	10
125	Bonn	Germany	10
125	Cambridge	United Kingdom	10
125	Eindhoven	Netherlands	10
125	Galway	Ireland	10
125	Genova	Italy	10
125	Poznan	Poland	10
132	Almaty	Kazakhstan	9
132	Bergamo	Italy	9
132	Bodo	Norway	9
132	Cardiff	United Kingdom	9
132	Catania	Italy	9
132	Enschede	Netherlands	9
132	Odense	Denmark	9
132	Oulu	Finland	9
132	Portoroz	Slovenia	9
132	Rimini	Italy	9
132	Stuttgart	Germany	9
132	Timisoara	Romania	9
144	Aachen	Germany	8
144	Bochum	Germany	8
144	Groningen	Netherlands	8
144	Heidelberg	Germany	8
144	Heraklion	Greece	8
144	Lake Maggiore	Italy	8
144	Nijmegen	Netherlands	8
144	Palermo	Italy	8
144	Sarajevo	Bosnia-Herzegovina	8
144	Valletta	Malta	8
144	York	United Kingdom	8
155	Aberdeen	United Kingdom	7
155	Cagliari	Italy	7
155	Cluj-Napoca	Romania	7
155	Guimaraes	Portugal	7
155	Lucerne	Switzerland	7
155	Mainz	Germany	7
155	Nicosia	Cyprus	7

155	Nottingham	United Kingdom	7
155	Rovaniemi	Finland	7
155	Split	Croatia	7
155	Tromsø	Norway	7
155	Verona	Italy	7
167	Aveiro	Portugal	6
167	Braga	Portugal	6
167	Duesseldorf	Germany	6
167	Dundee	United Kingdom	6
167	Durham	United Kingdom	6
167	Girona	Spain	6
167	Hannover	Germany	6
167	Hasselt	Belgium	6
167	Karlsruhe	Germany	6
167	Katowice	Poland	6
167	Krems	Austria	6
167	Liege	Belgium	6
167	Limerick	Ireland	6
167	Lodz	Poland	6
167	Lugano	Switzerland	6
167	Mannheim	Germany	6
167	Nancy	France	6
167	NewcastleGateshead	United Kingdom	6
167	Siena	Italy	6
167	St. Andrews	United Kingdom	6
167	Swansea	United Kingdom	6
167	Valladolid	Spain	6
167	Zaragoza	Spain	6
190	Almería	Spain	5
190	Astana	Kazakhstan	5
190	Bath	United Kingdom	5
190	Bled	Slovenia	5
190	Brasov	Romania	5
190	Bristol	United Kingdom	5
190	Chemnitz	Germany	5
190	Coventry	United Kingdom	5
190	Darmstadt	Germany	5
190	Davos	Switzerland	5
190	Goettingen	Germany	5
190	Lecce	Italy	5
190	Lublin	Poland	5
190	Noordwijk	Netherlands	5
190	Novi Sad	Serbia	5
190	Ohrid	North Macedonia	5
190	Olomouc	Czech Republic	5
190	Perugia	Italy	5
190	Reading	United Kingdom	5
190	Reims	France	5
190	Salamanca	Spain	5
190	Salerno	Italy	5
190	Santiago de Compostela	Spain	5
190	Tarragona	Spain	5
190	Tilburg	Netherlands	5
190	Torshavn	Faroe Islands	5



# EUROPE CITY RANKINGS 3/7

190	Tuebingen	Germany	5
190	Vigo	Spain	5
190	Wageningen	Netherlands	5
190	Würzburg	Germany	5
220	A Coruña	Spain	4
220	Batumi	Georgia	4
220	Bolzano	Italy	4
220	Brighton	United Kingdom	4
220	Budva	Montenegro	4
220	Cordoba	Spain	4
220	Crete	Greece	4
220	Durres	Albania	4
220	Erlangen	Germany	4
220	Essen	Germany	4
220	Ioannina	Greece	4
220	Jena	Germany	4
220	Kaunas	Lithuania	4
220	Las Palmas GC	Spain	4
220	Leeuwarden	Netherlands	4
220	Linz	Austria	4
220	Lübeck	Germany	4
220	Nova Gorica	Slovenia	4
220	Nuremberg	Germany	4
220	Orebro	Sweden	4
220	Paphos	Cyprus	4
220	Podgorica	Montenegro	4
220	Rhodes	Greece	4
220	Santa Cruz de Tenerife	Spain	4
220	Sibiu	Romania	4
220	Skopje	North Macedonia	4
220	Turin	Italy	4
220	Vantaa	Finland	4
220	Vilamoura	Portugal	4
220	Wiesbaden	Germany	4
250	Akureyri	Iceland	3
250	Alicante	Spain	3
250	Amersfoort	Netherlands	3
250	Bremen	Germany	3
250	Caen	France	3
250	Cannes	France	3
250	Corfu	Greece	3
250	Erfurt	Germany	3
250	Falun	Sweden	3
250	Ferrara	Italy	3
250	Freiburg	Germany	3
250	Fribourg	Switzerland	3
250	Funchal, Madeira	Portugal	3
250	Harrogate	United Kingdom	3
250	Helsingor	Denmark	3
250	Iasi	Romania	3
250	Interlaken	Switzerland	3
250	Jurmala	Latvia	3
250	Kaiserslautern	Germany	3
250	Kiel	Germany	3

250	Kielce	Poland	3
250	Kiruna	Sweden	3
250	Kosice	Slovak Republic	3
250	Kristiansand	Norway	3
250	Kristianstad	Sweden	3
250	Kuopio	Finland	3
250	Leon	Spain	3
250	Loutraki	Greece	3
250	Marburg	Germany	3
250	Monte Carlo	Monaco	3
250	Opatija	Croatia	3
250	Orleans	France	3
250	Parma	Italy	3
250	Pilsen	Czech Republic	3
250	Pontevedra	Spain	3
250	Portsmouth	United Kingdom	3
250	Pristina	Serbia	3
250	Santander	Spain	3
250	Sardinia	Italy	3
250	Sorrento	Italy	3
250	St. Gallen	Switzerland	3
250	Tirana	Albania	3
250	Trier	Germany	3
250	Vaasa	Finland	3
250	Varese	Italy	3
250	Warwick	United Kingdom	3
250	Windsor	United Kingdom	3
297	Amiens	France	2
297	Ancona	Italy	2
297	Ankara	Türkiye	2
297	Ascona	Switzerland	2
297	Augsburg	Germany	2
297	Avignon	France	2
297	Ayia Napa	Cyprus	2
297	Azores	Portugal	2
297	Banja Luka	Bosnia-Herzegovina	2
297	Bayonne	France	2
297	Besancon	France	2
297	Bialystok	Poland	2
297	Biarritz	France	2
297	Bielefeld	Germany	2
297	Birstonas	Lithuania	2
297	Braunschweig	Germany	2
297	Brescia	Italy	2
297	Brest	France	2
297	Bursa	Türkiye	2
297	Bydgoszcz	Poland	2
297	Caceres	Spain	2
297	Canterbury	United Kingdom	2
297	Caserta	Italy	2
297	Castellon	Spain	2
297	Cavtat	Croatia	2
297	Colchester	United Kingdom	2
297	Constanta	Romania	2

# EUROPE CITY RANKINGS 4/7

297	Cremona	Italy	2
297	Druskininkai	Lithuania	2
297	Duisburg	Germany	2
297	Ede	Netherlands	2
297	Egmond Aan Zee	Netherlands	2
297	Elche	Spain	2
297	Esbjerg	Denmark	2
297	Esch-sur-Alzette	Luxembourg	2
297	Funchal	Portugal	2
297	Garda Lake	Italy	2
297	Gießen	Germany	2
297	Gijon	Spain	2
297	Guildford	United Kingdom	2
297	Gyor	Hungary	2
297	Helsingborg	Sweden	2
297	Henley on Thames	United Kingdom	2
297	Hradec Kralové	Czech Republic	2
297	Huddersfield	United Kingdom	2
297	Jonkoping	Sweden	2
297	Kalamata	Greece	2
297	Karlstad	Sweden	2
297	Kassel	Germany	2
297	Kecskemet	Hungary	2
297	Kildare	Ireland	2
297	Killarney	Ireland	2
297	Kittilä	Finland	2
297	Klagenfurt	Austria	2
297	Kos	Greece	2
297	Koscielisko	Poland	2
297	Kranjska Gora	Slovenia	2
297	La Laguna	Spain	2
297	La Rochelle	France	2
297	Lahti	Finland	2
297	Landshut	Germany	2
297	Lappeenranta	Finland	2
297	le Havre	France	2
297	Leicester	United Kingdom	2
297	Lignano Sabbiadoro	Italy	2
297	Llandudno	United Kingdom	2
297	Louvain-la-Neuve	Belgium	2
297	Ludwigsburg	Germany	2
297	Lüneburg	Germany	2
297	Magdeburg	Germany	2
297	Maribor	Slovenia	2
297	Maynooth	Ireland	2
297	Messina	Italy	2
297	Mugla	Türkiye	2
297	Murcia	Spain	2
297	Neuchatel	Switzerland	2
297	Newcastle	United Kingdom	2
297	Norrköping	Sweden	2
297	Nyborg	Denmark	2
297	Oostende	Belgium	2
297	Ostrava	Czech Republic	2

297	Ourense	Spain	2
297	Pardubice	Czech Republic	2
297	Pau	France	2
297	Pavia	Italy	2
297	Pesaro	Italy	2
297	Pescara	Italy	2
297	Reggio Emilia	Italy	2
297	Rijeka	Croatia	2
297	Rostock	Germany	2
297	Rouen	France	2
297	Saint Malo	France	2
297	San Cristobal d.l. Laguna	Spain	2
297	San Gwann	Malta	2
297	Santa Cruz	Portugal	2
297	Seinäjoki	Finland	2
297	Sicily	Italy	2
297	Sliema	Malta	2
297	Southampton	United Kingdom	2
297	St. Polten	Austria	2
297	Surrey	United Kingdom	2
297	Szeged	Hungary	2
297	Toledo	Spain	2
297	Treviso	Italy	2
297	Urbino	Italy	2
297	Villingen-Schwenningen	Germany	2
297	Visby	Sweden	2
297	Vitoria-Gasteiz	Spain	2
297	Volos	Greece	2
297	Zakopane	Poland	2
407	Aberystwyth	United Kingdom	1
407	Abingdon	United Kingdom	1
407	Aci Castello	Italy	1
407	Albi	France	1
407	Alesund	Norway	1
407	Alexandroupolis	Greece	1
407	Ameland	Netherlands	1
407	Angers	France	1
407	Arendal	Norway	1
407	Arezzo	Italy	1
407	Assisi	Italy	1
407	Asti	Italy	1
407	Athlone	Ireland	1
407	Autrans	France	1
407	Aviemore -Scotland-	United Kingdom	1
407	Avila	Spain	1
407	Baarlo	Netherlands	1
407	Bad Gleichenberg	Austria	1
407	Bad Herrenalb	Germany	1
407	Bad Homburg	Germany	1
407	Bad Ischl	Austria	1
407	Bad Liebenzell	Germany	1
407	Bad Nauheim	Germany	1
407	Bad Nenndorf	Germany	1
407	Bad Oeynhausen	Germany	1

# EUROPE CITY RANKINGS 5/7

407	Bad Zurzach	Switzerland	1
407	Baden	Switzerland	1
407	Baden Baden	Germany	1
407	Baeza	Spain	1
407	Balatonalmadi	Hungary	1
407	Balatonfuered	Hungary	1
407	Bamberg	Germany	1
407	Bangor	United Kingdom	1
407	Bar	Montenegro	1
407	Båstad	Sweden	1
407	Bavaria	Germany	1
407	Bayreuth	Germany	1
407	Benasque	Spain	1
407	Benevento	Italy	1
407	Benidorm	Spain	1
407	Berg En Dal	Netherlands	1
407	Bertinoro	Italy	1
407	Bjorkliden	Sweden	1
407	Blackpool	United Kingdom	1
407	Blagoevgrad	Bulgaria	1
407	Boppard	Germany	1
407	Boras	Sweden	1
407	Borovetz	Bulgaria	1
407	Boulogne-sur-Mer	France	1
407	Bournemouth	United Kingdom	1
407	Bracknell	United Kingdom	1
407	Braganca	Portugal	1
407	Brandenburg	Germany	1
407	Brdo Pri Kranju	Slovenia	1
407	Breda	Netherlands	1
407	Bremerhaven	Germany	1
407	Broxburn	United Kingdom	1
407	Burgas	Bulgaria	1
407	Burgos	Spain	1
407	Bussolengo	Italy	1
407	Caldas Da Rainha	Portugal	1
407	Camp de Mar	Spain	1
407	Carcassonne	France	1
407	Cargese	France	1
407	Cartagena	Spain	1
407	Chambery	France	1
407	Chamonix	France	1
407	Charleroi	Belgium	1
407	Cheshire	United Kingdom	1
407	Chiclana de la Frontera	Spain	1
407	Clermont-Ferrand	France	1
407	Cloppenburg	Germany	1
407	Colmar	France	1
407	Cornwall	United Kingdom	1
407	Cottbus	Germany	1
407	Covilha	Portugal	1
407	Craiova	Romania	1
407	Cranfield	United Kingdom	1
407	Crans Montana	Switzerland	1

407	Deauville	France	1
407	Debrecen	Hungary	1
407	Derry	United Kingdom	1
407	Dessau	Germany	1
407	Dortmund	Germany	1
407	Drammen	Norway	1
407	Dudelange	Luxembourg	1
407	Dumfries	United Kingdom	1
407	Egham	United Kingdom	1
407	Elverum	Norway	1
407	Enkhuizen	Netherlands	1
407	Ermelo	Netherlands	1
407	Erzurum	Türkiye	1
407	Eskilstuna	Sweden	1
407	Evora	Portugal	1
407	Exeter	United Kingdom	1
407	Faro	Portugal	1
407	Foggia	Italy	1
407	Forli	Italy	1
407	Freiberg	Germany	1
407	Freiburg (Im Breisgau)	Germany	1
407	Freising	Germany	1
407	Fulda	Germany	1
407	Gardermoen	Norway	1
407	Garmisch-Partenkirchen	Germany	1
407	Gavle	Sweden	1
407	Geilo	Norway	1
407	Giardini-Naxos	Italy	1
407	Gibraltar	Gibraltar	1
407	Gland	Switzerland	1
407	Gliwice	Poland	1
407	Godollo	Hungary	1
407	Göteborg use Gothenburg	Sweden	1
407	Göttingen USE Goettingen	Germany	1
407	Gozd Martuljek	Slovenia	1
407	Gozo	Malta	1
407	Grassau	Germany	1
407	Greifswald	Germany	1
407	Guadalajara	Spain	1
407	Guia de Isora	Spain	1
407	Hagen	Germany	1
407	Hagenberg	Austria	1
407	Halkidiki	Greece	1
407	Halle	Germany	1
407	Halmstad	Sweden	1
407	Hamm	Germany	1
407	Harlingen	Netherlands	1
407	Harwell	United Kingdom	1
407	Heeze	Netherlands	1
407	Hersonissos	Greece	1
407	Homburg Am Saar	Germany	1
407	Hudiksvall	Sweden	1
407	Huelva	Spain	1
407	Husum	Germany	1



# EUROPE CITY RANKINGS 6/7

407	Hvar	Croatia	1
407	Hveragerdi	Iceland	1
407	Hyerres	France	1
407	Ingelheim am Rhein	Germany	1
407	Isle of Man	United Kingdom	1
407	Izola	Slovenia	1
407	Jaen	Spain	1
407	Jihlava	Czech Republic	1
407	Joensuu	Finland	1
407	Kabelvag	Norway	1
407	Kalmar	Sweden	1
407	Karlshamn	Sweden	1
407	Karlskrona	Sweden	1
407	Kaysersberg	France	1
407	Kilkenny	Ireland	1
407	Klaipeda	Lithuania	1
407	Kolding	Denmark	1
407	Kongsberg	Norway	1
407	Konstanz	Germany	1
407	Konya	Türkiye	1
407	Kopaonik	Serbia	1
407	Koper	Slovenia	1
407	Kranj	Slovenia	1
407	Krynica	Poland	1
407	Krzyzowa	Poland	1
407	Kufstein	Austria	1
407	Kuhmo	Finland	1
407	Kutná Hora	Czech Republic	1
407	Kyrenia	Cyprus	1
407	La Granja	Spain	1
407	Lake Como	Italy	1
407	Lancaster	United Kingdom	1
407	Landskrona	Sweden	1
407	L'Aquila	Italy	1
407	Larnaca	Cyprus	1
407	Laulasmaa	Estonia	1
407	Lecco	Italy	1
407	Liberec	Czech Republic	1
407	Lillehammer	Norway	1
407	Lincoln	United Kingdom	1
407	Linköping	Sweden	1
407	Lisburn	United Kingdom	1
407	Livorno	Italy	1
407	Lleida	Spain	1
407	Lofthus	Norway	1
407	Lofrono	Spain	1
407	Lomma	Sweden	1
407	Lommel	Belgium	1
407	Longyearbyen	Norway	1
407	Lorient	France	1
407	Loughborough	United Kingdom	1
407	Lovran	Croatia	1
407	Lucca	Italy	1
407	Lulea	Sweden	1

407	Lunteren	Netherlands	1
407	Maasmechelen	Belgium	1
407	Macerata	Italy	1
407	Mandelieu la Napoule	France	1
407	Marbella	Spain	1
407	Mardin	Türkiye	1
407	Marianske Lazne	Czech Republic	1
407	Martigny	Switzerland	1
407	Matera	Italy	1
407	Mellieha	Malta	1
407	Mikulov	Czech Republic	1
407	Minho	Portugal	1
407	Minsk	Belarus	1
407	Miskolc	Hungary	1
407	Molkom	Sweden	1
407	Mulheim	Germany	1
407	Mulhouse	France	1
407	Mytilene	Greece	1
407	Namur	Belgium	1
407	Narvik	Norway	1
407	Neuerburg	Germany	1
407	Neumarkt-Sankt Veit	Germany	1
407	Neustadt a d Weinstrasse	Germany	1
407	Nevsehir	Türkiye	1
407	Nis	Serbia	1
407	Nitra	Slovak Republic	1
407	Norwich	United Kingdom	1
407	Noto	Italy	1
407	Novo Mesto	Slovenia	1
407	Obergurgl	Austria	1
407	Oestersund	Sweden	1
407	Olympia	Greece	1
407	Opio	France	1
407	Opole	Poland	1
407	Ormskirk	United Kingdom	1
407	Ottignies	Belgium	1
407	Ovar	Portugal	1
407	Oviedo	Spain	1
407	Paestum	Italy	1
407	Palanga	Lithuania	1
407	Pamplona	Spain	1
407	Pärnu	Estonia	1
407	Passau	Germany	1
407	Pecs	Hungary	1
407	Peloponnese	Greece	1
407	Pembrokehire	United Kingdom	1
407	Pernik	Bulgaria	1
407	Perpignan	France	1
407	Piran	Slovenia	1
407	Pleven	Bulgaria	1
407	Plovdiv	Bulgaria	1
407	Plymouth	United Kingdom	1
407	Pont-A-Mousson	France	1
407	Poole	United Kingdom	1

# EUROPE CITY RANKINGS 7/7

407	Poprad	Slovak Republic	1
407	Portalegre	Portugal	1
407	Portimao	Portugal	1
407	Porvoo	Finland	1
407	Prizren	Serbia	1
407	Protaras	Cyprus	1
407	Pruszkow	Poland	1
407	Puerto D.L.Cruz	Spain	1
407	Puigcerdà	Spain	1
407	Pula	Croatia	1
407	Ragusa	Italy	1
407	Ravello	Italy	1
407	Rehe	Germany	1
407	Rende	Italy	1
407	Rethymnon	Greece	1
407	Reunion Island	France	1
407	Reus	Spain	1
407	Reykjanesbær	Iceland	1
407	Riksgränsen	Sweden	1
407	Riva del Garda	Italy	1
407	Rosenheim	Germany	1
407	Roskilde	Denmark	1
407	Rovinj	Croatia	1
407	Rungsted Kyst	Denmark	1
407	's Hertogenbosch	Netherlands	1
407	S'Agaró	Spain	1
407	Saint Raphael	France	1
407	Saint Vincent	Italy	1
407	Salento	Italy	1
407	Samsun	Türkiye	1
407	San Anton	Malta	1
407	Santa Comba Dão	Portugal	1
407	Sarnen	Switzerland	1
407	Schladming	Austria	1
407	Schneverdingen	Germany	1
407	Seeheim	Germany	1
407	Segovia	Spain	1
407	Serock	Poland	1
407	Sète	France	1
407	Sibenik	Croatia	1
407	Siegen	Germany	1
407	Sierre	Switzerland	1
407	Siracusa	Italy	1
407	Ski	Norway	1
407	Skien	Norway	1
407	Skövde	Sweden	1
407	Sola	Norway	1
407	Sopron	Hungary	1
407	Sozopol	Bulgaria	1
407	St. Helier - Jersey	United Kingdom	1
407	St. Paul's Bay	Malta	1
407	St. Tropez	France	1
407	Stralsund	Germany	1
407	Sundsvall	Sweden	1

407	Sveti Martin	Croatia	1
407	Svolvaer	Norway	1
407	Szczecin	Poland	1
407	Szentendre	Hungary	1
407	Taormina	Italy	1
407	Tapolca	Hungary	1
407	Tata	Hungary	1
407	Teddington	United Kingdom	1
407	Texel	Netherlands	1
407	Tivat	Montenegro	1
407	Tonsberg	Norway	1
407	Torremolinos	Spain	1
407	Tours	France	1
407	Trnava	Slovak Republic	1
407	Trollhattan	Sweden	1
407	Troyes	France	1
407	Trysil	Norway	1
407	Uddevalla	Sweden	1
407	Ulm	Germany	1
407	Usedom	Germany	1
407	Vác	Hungary	1
407	Vannes	France	1
407	Varazdin	Croatia	1
407	Vasteras	Sweden	1
407	Vaxjo	Sweden	1
407	Venlo	Netherlands	1
407	Veszprem	Hungary	1
407	Viborg	Denmark	1
407	Vimeiro	Portugal	1
407	Visegrad	Hungary	1
407	Weimar	Germany	1
407	Wels	Austria	1
407	Wetzlar	Germany	1
407	Wimborne Minster	United Kingdom	1
407	Wittenberg	Germany	1
407	Woking	United Kingdom	1
407	Wuppertal	Germany	1
407	Xanthi	Greece	1
407	Zadar	Croatia	1
407	Zamosc	Poland	1
407	Zeist	Netherlands	1
407	Zell Am See	Austria	1
407	Zwolle	Netherlands	1
	Others	Others	54
	Totals	Totals	6.172

# ASIA PACIFIC COUNTRY/TERRITORY

Rank	Country/Territory	2024
1	Japan	428
2	China-P.R.	249
3	Republic of Korea	243
4	Australia	227
5	Thailand	158
6	Singapore	144
7	India	141
8	Chinese Taipei	133
9	Malaysia	129
10	Indonesia	98
11	Hong Kong, China-P.R.	86
12	Vietnam	60
13	New Zealand	51
14	Philippines	44
15	Macao, China-P.R.	33
16	Sri Lanka	15
17	Nepal	11
18	Pakistan	10
19	Bangladesh	8
20	Uzbekistan	7
21	Azerbaijan	6
21	Brunei Darussalam	6
21	Mongolia	6
24	Armenia	5
24	Laos	5
26	Cambodia	4
27	Iraq	3
27	Kyrgyzstan	3
29	Fiji	2
29	Israel	2
31	Bhutan	1
31	Cook Islands	1
31	East Timor	1
31	Maldives	1
31	New Caledonia	1
31	Papua New Guinea	1
31	Tajikistan	1
	Others	0
	Totals	2.324



# ASIA PACIFIC CITY RANKINGS 1/3

Rank	City	Country/Territory	2024
1	Singapore	Singapore	144
2	Seoul	Republic of Korea	124
3	Bangkok	Thailand	115
4	Tokyo	Japan	97
5	Hong Kong	Hong Kong, China-P.R.	86
6	Kuala Lumpur	Malaysia	78
6	Taipei	Chinese Taipei	78
8	Sydney	Australia	63
9	Melbourne	Australia	62
10	Bali	Indonesia	54
11	Kyoto	Japan	49
12	New Delhi	India	39
13	Shanghai	China-P.R.	38
14	Beijing	China-P.R.	33
14	Macao	Macao, China-P.R.	33
16	Busan	Republic of Korea	28
16	Manila	Philippines	28
18	Brisbane	Australia	27
18	Osaka	Japan	27
20	Jeju	Republic of Korea	26
21	Ho Chi Minh City	Vietnam	24
21	Perth	Australia	24
21	Sapporo	Japan	24
24	Auckland	New Zealand	23
25	Fukuoka	Japan	21
26	Chennai	India	17
26	Hangzhou	China-P.R.	17
28	Hanoi	Vietnam	16
28	Kaohsiung	Chinese Taipei	16
30	Kitakyushu	Japan	15
31	Chengdu	China-P.R.	14
31	Kuching	Malaysia	14
31	Nagoya	Japan	14
31	Xi'an	China-P.R.	14
31	Yokohama	Japan	14
36	Colombo	Sri Lanka	13
36	Daejeon	Republic of Korea	13
36	Incheon	Republic of Korea	13
36	Mumbai	India	13
36	Sendai	Japan	13
36	Shenzhen	China-P.R.	13
36	Tsukuba	Japan	13
36	Yogyakarta	Indonesia	13
44	Chiang Mai	Thailand	12
44	Christchurch	New Zealand	12
44	Hiroshima	Japan	12
44	Kobe	Japan	12
44	Penang Island	Malaysia	12
44	Taichung	Chinese Taipei	12
50	Adelaide	Australia	11
50	Da Nang	Vietnam	11
50	Tainan	Chinese Taipei	11
50	Wuhan	China-P.R.	11

54	Bengaluru	India	10
54	Guangzhou	China-P.R.	10
54	Jakarta	Indonesia	10
54	Kathmandu	Nepal	10
54	Nanjing	China-P.R.	10
54	Pattaya	Thailand	10
60	Daegu	Republic of Korea	9
60	Hsinchu	Chinese Taipei	9
62	Cebu City	Philippines	8
62	Kanazawa	Japan	8
62	Phuket	Thailand	8
65	Goa	India	7
65	Gold Coast	Australia	7
65	Islamabad	Pakistan	7
65	Kolkata	India	7
65	Matsue	Japan	7
65	Qingdao	China-P.R.	7
65	Wellington	New Zealand	7
72	Baku	Azerbaijan	6
72	Bandung	Indonesia	6
72	Canberra	Australia	6
72	Darwin	Australia	6
72	Dhaka	Bangladesh	6
72	Jaipur	India	6
72	Nara	Japan	6
72	Ulan Bator	Mongolia	6
80	Dalian	China-P.R.	5
80	Gyeongju	Republic of Korea	5
80	Hobart	Australia	5
80	Kota Kinabalu	Malaysia	5
80	Petalang Jaya	Malaysia	5
80	Surabaya	Indonesia	5
80	Toyama	Japan	5
80	Yerevan	Armenia	5
88	Ahmedabad	India	4
88	Cairns	Australia	4
88	Changsha	China-P.R.	4
88	Ginowan	Japan	4
88	Hefei Anhui	China-P.R.	4
88	Hyderabad	India	4
88	Nagasaki	Japan	4
88	Obihiro	Japan	4
88	Rotorua	New Zealand	4
88	Samarkand	Uzbekistan	4
88	Sanya	China-P.R.	4
88	Taoyuan	Chinese Taipei	4
88	Tianjin	China-P.R.	4
88	Uji	Japan	4
88	Ulsan	Republic of Korea	4
88	Vientiane	Laos	4
104	Bandar Seri Begawan	Brunei Darussalam	3
104	Bishkek	Kyrgyzstan	3
104	Chon Buri	Thailand	3
104	Fremantle	Australia	3

# ASIA PACIFIC CITY RANKINGS 2/3

104	Gandhinagar	India	3
104	Melaka	Malaysia	3
104	Miyazaki	Japan	3
104	Niigata	Japan	3
104	Ningbo	China-P.R.	3
104	Okinawa	Japan	3
104	Onna	Japan	3
104	Otsu City	Japan	3
104	Siem Reap	Cambodia	3
104	Suwon	Republic of Korea	3
104	Suzhou	China-P.R.	3
104	Takamatsu	Japan	3
104	Tashkent	Uzbekistan	3
104	Urayasu	Japan	3
104	Wollongong	Australia	3
104	Wuxi	China-P.R.	3
104	Zhuhai	China-P.R.	3
125	Agra	India	2
125	Baghdad	Iraq	2
125	Batam	Indonesia	2
125	Bhubaneswar	India	2
125	Bo'ao	China-P.R.	2
125	Changchun	China-P.R.	2
125	Chiangrai	Thailand	2
125	Chiba	Japan	2
125	Chongqing	China-P.R.	2
125	Dongguan	China-P.R.	2
125	Gangneung	Republic of Korea	2
125	Gifu	Japan	2
125	Guilin	China-P.R.	2
125	Gwangju	Republic of Korea	2
125	Ha Long City	Vietnam	2
125	Haikou	China-P.R.	2
125	Hamamatsu	Japan	2
125	Harbin	China-P.R.	2
125	Haryana	India	2
125	Himeji	Japan	2
125	Huizhou	China-P.R.	2
125	Iloilo	Philippines	2
125	Kaifeng	China-P.R.	2
125	Kochi	Japan	2
125	Kunming	China-P.R.	2
125	Lahore	Pakistan	2
125	Langkawi	Malaysia	2
125	Lanzhou	China-P.R.	2
125	Mataram	Indonesia	2
125	Matsuyama	Japan	2
125	Medan	Indonesia	2
125	Naha	Japan	2
125	Okayama	Japan	2
125	Pathumthani	Thailand	2
125	Pohang	Republic of Korea	2
125	Pune	India	2
125	Putrajaya	Malaysia	2

125	Quy Nhon	Vietnam	2
125	Toyonaka	Japan	2
125	Wuzhen	China-P.R.	2
125	Xiamen	China-P.R.	2
125	Yangling	China-P.R.	2
167	Akita	Japan	1
167	Asahikawa	Japan	1
167	Asan	Republic of Korea	1
167	Awara	Japan	1
167	Barossa Valley	Australia	1
167	Bayannur	China-P.R.	1
167	Ben Cat	Vietnam	1
167	Beppu	Japan	1
167	Berakas	Brunei Darussalam	1
167	Bhopal	India	1
167	Boracay Island	Philippines	1
167	Broadbeach	Australia	1
167	Cambridge	New Zealand	1
167	Cao Bang	Vietnam	1
167	Chandigarh	India	1
167	Cheongju	Republic of Korea	1
167	Chiayi	Chinese Taipei	1
167	Chungbuk	Republic of Korea	1
167	Chungju	Republic of Korea	1
167	Chūō	Japan	1
167	Clark Freeport	Philippines	1
167	Clayton	Australia	1
167	Coimbatore	India	1
167	Cotabato City	Philippines	1
167	Cox's Bazar	Bangladesh	1
167	Davao City	Philippines	1
167	Denarau Island	Fiji	1
167	Denpasar	Indonesia	1
167	Dili	East Timor	1
167	Dunedin	New Zealand	1
167	Dushanbe	Tajikistan	1
167	Ebetsu	Japan	1
167	Ein-Gedi	Israel	1
167	Faridabad	India	1
167	Fuzhou	China-P.R.	1
167	Gazipur	Bangladesh	1
167	Gorakhpur	India	1
167	Goyang	Republic of Korea	1
167	Guiyang	China-P.R.	1
167	Guwahati	India	1
167	Gwacheon	Republic of Korea	1
167	Gyeongsan	Republic of Korea	1
167	Haiphong	Vietnam	1
167	Hakodate	Japan	1
167	Hakone	Japan	1
167	Hawthorn	Australia	1
167	Hirosaki	Japan	1
167	Hohhot	China-P.R.	1
167	Hua Hin	Thailand	1

# ASIA PACIFIC CITY RANKINGS 3/3

167	Huangshan	China-P.R.	1
167	Imabari	Japan	1
167	Indore	India	1
167	Jeonju	Republic of Korea	1
167	Jerusalem	Israel	1
167	Kagoshima	Japan	1
167	Kanpur	India	1
167	Karachi	Pakistan	1
167	Kashiwa	Japan	1
167	Kawasaki	Japan	1
167	Kerala	India	1
167	Khon Kaen	Thailand	1
167	Kisarazu	Japan	1
167	Kochi	India	1
167	Kôfu	Japan	1
167	Koh Samui	Thailand	1
167	Kozhikode	India	1
167	Kure	Japan	1
167	Kusatsu	Japan	1
167	Laguna	Philippines	1
167	Langfang	China-P.R.	1
167	Luoyang	China-P.R.	1
167	Madurai	India	1
167	Maebashi	Japan	1
167	Makassar	Indonesia	1
167	Male	Maldives	1
167	Mianyang	China-P.R.	1
167	Miri	Malaysia	1
167	Mito	Japan	1
167	Mohali	India	1
167	Mount Maunganui	New Zealand	1
167	Nagakute	Japan	1
167	Nagano	Japan	1
167	Nakhon Ratchasima	Thailand	1
167	Nanning	China-P.R.	1
167	Nantong	China-P.R.	1
167	Narashino	Japan	1
167	Narita	Japan	1
167	Negombo	Sri Lanka	1
167	Neyagawa	Japan	1
167	Nha Trang	Vietnam	1
167	Nishinomiya	Japan	1
167	Noida	India	1
167	Nonthaburi	Thailand	1
167	Noumea	New Caledonia	1
167	Numazu	Japan	1
167	Pacific Harbour	Fiji	1
167	Palangka Raya	Indonesia	1
167	Palmerston North	New Zealand	1
167	Pangyo	Republic of Korea	1
167	Pattani	Thailand	1
167	Phan Thiet	Vietnam	1
167	Phnom-Penh	Cambodia	1
167	Pilani	India	1

167	Port Moresby	Papua New Guinea	1
167	PyeongChang	Republic of Korea	1
167	Qinghuangdao	China-P.R.	1
167	Queenstown	New Zealand	1
167	Rarotonga	Cook Islands	1
167	Rawang	Malaysia	1
167	Roorkee	India	1
167	Sandy Bay	Australia	1
167	Selangor	Malaysia	1
167	Serdang	Malaysia	1
167	Shah Alam	Malaysia	1
167	Shanghai	China-P.R.	1
167	Shenyang (Liaoning)	China-P.R.	1
167	Shinjuku	Japan	1
167	Shizuoka	Japan	1
167	Sibu	Malaysia	1
167	Sokcho	Republic of Korea	1
167	Srinagar	India	1
167	Suita	Japan	1
167	Sunshine Coast	Australia	1
167	Surakarta	Indonesia	1
167	Taiping	Malaysia	1
167	Taitung	Chinese Taipei	1
167	Taiyuan	China-P.R.	1
167	Taizhou	China-P.R.	1
167	Thimphu	Bhutan	1
167	Tokushima	Japan	1
167	Ueda	Japan	1
167	Utsunomiya	Japan	1
167	Varanasi	India	1
167	Vavuniya	Sri Lanka	1
167	Wako City	Japan	1
167	Yamaguchi	Japan	1
167	Yamanashi	Japan	1
167	Yanji	China-P.R.	1
167	Yonezawa	Japan	1
167	Zhangjiajie	China-P.R.	1
167	Zhengzhou	China-P.R.	1
	Others	Others	16
	Totals	Totals	2,324



# AMERICAS COUNTRY/ TERRITORY RANKINGS

Rank	Country/Territory	2024
1	U.S.A.	709
2	Canada	252
3	Brazil	234
4	Mexico	146
5	Argentina	133
6	Colombia	114
7	Chile	98
8	Peru	61
9	Panama	48
10	Costa Rica	46
11	Uruguay	27
12	Guatemala	24
13	Dominican Republic	22
13	Ecuador	22
15	Paraguay	16
16	Puerto Rico	9
17	Bolivia	7
18	El Salvador	6
19	Netherlands Antilles	5
20	Barbados	4
20	Honduras	4
20	Jamaica	4
23	Trinidad & Tobago, W.I.	3
24	Belize	2
24	Cuba	2
24	Guadeloupe	2
24	Martinique, W.I.	2
24	Saint Kitts and Nevis	2
29	Antigua and Barbuda	1
29	Aruba	1
29	Bahamas	1
29	Bermuda	1
29	Cayman Islands	1
29	Guyana	1
29	Nicaragua	1
29	Saint Lucia	1
29	Venezuela	1
29	Virgin Islands (U.S.)	1
	Others	0
	Totals	2.014

# AMERICAS

## CITY RANKINGS 1/4

Rank	City	Country/Territory	2024
1	Buenos Aires	Argentina	91
2	Montreal	Canada	70
3	Santiago de Chile	Chile	60
4	Rio de Janeiro	Brazil	58
5	Panama City	Panama	48
6	Mexico City	Mexico	47
6	Toronto	Canada	47
6	Washington	U.S.A.	47
9	Bogota	Colombia	43
9	Lima	Peru	43
9	Sao Paulo	Brazil	43
12	San Jose	Costa Rica	39
13	Vancouver	Canada	37
14	Chicago	U.S.A.	35
15	San Diego	U.S.A.	30
16	Cartagena	Colombia	27
17	New York City	U.S.A.	26
18	Boston	U.S.A.	24
19	Los Angeles	U.S.A.	20
19	Miami	U.S.A.	20
21	Montevideo	Uruguay	19
22	Denver	U.S.A.	18
22	Guadalajara	Mexico	18
24	Atlanta	U.S.A.	17
24	Orlando	U.S.A.	17
26	Foz Do Iguacu	Brazil	16
26	Medellin	Colombia	16
28	Halifax	Canada	15
28	Philadelphia	U.S.A.	15
30	Antigua	Guatemala	14
30	Santo Domingo	Dominican Republic	14
32	Asuncion	Paraguay	13
32	Cancun	Mexico	13
32	Ottawa	Canada	13
35	Brasilia	Brazil	12
35	Las Vegas	U.S.A.	12
35	Québec City	Canada	12
35	Seattle	U.S.A.	12
39	Barranquilla	Colombia	11
39	Nashville	U.S.A.	11
39	Quito	Ecuador	11
42	Austin	U.S.A.	10
42	Campinas	Brazil	10
42	Guatemala City	Guatemala	10
42	Monterrey	Mexico	10
42	New Orleans	U.S.A.	10
42	Pittsburgh	U.S.A.	10
48	Ann Arbor	U.S.A.	9
48	Honolulu	U.S.A.	9
48	Mar del Plata	Argentina	9
48	Merida	Mexico	9
48	Puerto Varas	Chile	9
48	Salvador (Bahia)	Brazil	9

48	San Francisco	U.S.A.	9
48	Vina del Mar	Chile	9
56	Arequipa	Peru	8
56	Baltimore	U.S.A.	8
56	Curitiba	Brazil	8
56	Florianopolis	Brazil	8
56	Punta Cana	Dominican Republic	8
61	Banff	Canada	7
61	Boulder	U.S.A.	7
61	Cambridge	U.S.A.	7
61	Dallas	U.S.A.	7
61	Minneapolis	U.S.A.	7
61	Puerto Vallarta	Mexico	7
67	Arlington	U.S.A.	6
67	Buffalo	U.S.A.	6
67	Charlotte	U.S.A.	6
67	Edmonton	Canada	6
67	Madison	U.S.A.	6
67	Providence	U.S.A.	6
67	Puebla	Mexico	6
67	Punta del Este	Uruguay	6
67	Salt Lake City	U.S.A.	6
67	San Juan	Puerto Rico	6
67	Santa Marta	Colombia	6
78	Belem	Brazil	5
78	Belo Horizonte	Brazil	5
78	Calgary	Canada	5
78	Cordoba	Argentina	5
78	Maceio	Brazil	5
78	Manaus	Brazil	5
78	Natal	Brazil	5
78	Oaxaca	Mexico	5
78	Pasadena	U.S.A.	5
78	Portland	U.S.A.	5
78	Tucson	U.S.A.	5
89	Albuquerque	U.S.A.	4
89	Annapolis	U.S.A.	4
89	Berkeley	U.S.A.	4
89	Bridgetown	Barbados	4
89	Cali	Colombia	4
89	Charleston	U.S.A.	4
89	Concepcion	Chile	4
89	Cusco	Peru	4
89	Fortaleza	Brazil	4
89	Mendoza	Argentina	4
89	Phoenix	U.S.A.	4
89	Porto Alegre	Brazil	4
89	San Salvador	El Salvador	4
89	Santa Cruz	Bolivia	4
89	St. Louis	U.S.A.	4
104	Bahia Blanca	Argentina	3
104	Charlottesville	U.S.A.	3
104	Cleveland	U.S.A.	3
104	College Park	U.S.A.	3

# AMERICAS

## CITY RANKINGS 2/4

104	Fort Collins	U.S.A.	3
104	Fort Lauderdale	U.S.A.	3
104	Gatineau	Canada	3
104	Guayaquil	Ecuador	3
104	La Plata	Argentina	3
104	La Serena	Chile	3
104	Louisville	U.S.A.	3
104	Miami Beach	U.S.A.	3
104	Monterey	U.S.A.	3
104	Morelia	Mexico	3
104	Niagara Falls	Canada	3
104	Playa del Carmen	Mexico	3
104	Princeton	U.S.A.	3
104	Queretaro	Mexico	3
104	Raleigh	U.S.A.	3
104	Recife	Brazil	3
104	Rochester	U.S.A.	3
104	Rosario	Argentina	3
104	San Andres Island	Colombia	3
104	San Antonio	U.S.A.	3
104	San Jose	U.S.A.	3
104	Sao Carlos	Brazil	3
104	Sherbrooke	Canada	3
104	St. John's	Canada	3
104	Stony Brook	U.S.A.	3
104	Tempe	U.S.A.	3
104	Tulsa	U.S.A.	3
104	Valparaiso	Chile	3
104	Waikoloa	U.S.A.	3
137	Amherst	U.S.A.	2
137	Anaheim	U.S.A.	2
137	Ayacucho	Peru	2
137	Bethesda	U.S.A.	2
137	Blacksburg	U.S.A.	2
137	Bloomington	U.S.A.	2
137	Boise	U.S.A.	2
137	Burlington	U.S.A.	2
137	Buzios	Brazil	2
137	Campo Grande	Brazil	2
137	Chihuahua	Mexico	2
137	Columbia	U.S.A.	2
137	Columbus	U.S.A.	2
137	Cuenca	Ecuador	2
137	Curacao	Netherlands Antilles	2
137	Daytona Beach	U.S.A.	2
137	Detroit	U.S.A.	2
137	Durham	U.S.A.	2
137	Ensenada	Mexico	2
137	Evanston	U.S.A.	2
137	Fairfax	U.S.A.	2
137	Flagstaff	U.S.A.	2
137	Fort Worth	U.S.A.	2
137	Fredericton	Canada	2
137	Frigate Bay	Saint Kitts and Nevis	2

137	Galapagos Islands	Ecuador	2
137	Goiania	Brazil	2
137	Grapevine	U.S.A.	2
137	Hartford	U.S.A.	2
137	Havana	Cuba	2
137	Houston	U.S.A.	2
137	Idaho Falls	U.S.A.	2
137	Kent	U.S.A.	2
137	Knoxville	U.S.A.	2
137	Lake Placid	U.S.A.	2
137	Lexington	U.S.A.	2
137	Loja	Ecuador	2
137	London	Canada	2
137	Long Beach	U.S.A.	2
137	Luque	Paraguay	2
137	Milwaukee	U.S.A.	2
137	Montego Bay	Jamaica	2
137	National Harbor	U.S.A.	2
137	New Haven	U.S.A.	2
137	Niagara Falls	U.S.A.	2
137	Norman	U.S.A.	2
137	Oakland	U.S.A.	2
137	Ouro Preto	Brazil	2
137	Palm Springs	U.S.A.	2
137	Pereira	Colombia	2
137	Port of Spain	Trinidad & Tobago, W.I.	2
137	Pucon	Chile	2
137	Puerto Iguazu	Argentina	2
137	Riviera Maya	Mexico	2
137	San Carlos	Costa Rica	2
137	San Juan	Argentina	2
137	San Pedro Sula	Honduras	2
137	Santa Fe	Argentina	2
137	Scottsdale	U.S.A.	2
137	St. Maarten	Netherlands Antilles	2
137	Stanford	U.S.A.	2
137	Tampa	U.S.A.	2
137	Tegucigalpa	Honduras	2
137	Trujillo	Peru	2
137	Veracruz	Mexico	2
137	Waikiki Beach	U.S.A.	2
137	West Lafayette	U.S.A.	2
137	Williamsburg	U.S.A.	2
137	Winnipeg	Canada	2
137	Xalapa	Mexico	2
207	Acajutla	El Salvador	1
207	Acapulco	Mexico	1
207	Alajuela	Costa Rica	1
207	Alexandria	U.S.A.	1
207	Ambato	Ecuador	1
207	Amelia Island	U.S.A.	1
207	Anderson	U.S.A.	1
207	Antigonish	Canada	1
207	Araraquara	Brazil	1



# AMERICAS

## CITY RANKINGS 3/4

207	Arcata	U.S.A.	1
207	Asheville	U.S.A.	1
207	Asilomar	U.S.A.	1
207	Athens	U.S.A.	1
207	Auburn	U.S.A.	1
207	Aventura	U.S.A.	1
207	Balneário Camboriú	Brazil	1
207	Basse- Terre	Guadeloupe	1
207	Batavia	U.S.A.	1
207	Baton-Rouge	U.S.A.	1
207	Bauru	Brazil	1
207	Bellevue	U.S.A.	1
207	Big Sky	U.S.A.	1
207	Boca Raton	U.S.A.	1
207	Bozeman	U.S.A.	1
207	Brampton	Canada	1
207	Brandon	Canada	1
207	Breckenridge	U.S.A.	1
207	Brockport	U.S.A.	1
207	Campos Do Jordao	Brazil	1
207	Cape Breton	Canada	1
207	Caraguatatuba	Brazil	1
207	Caxias do Sul	Brazil	1
207	Charlottetown	Canada	1
207	Cincinnati	U.S.A.	1
207	Coatzacoalcas	Mexico	1
207	Cochabamba	Bolivia	1
207	College Station	U.S.A.	1
207	Conshohocken	U.S.A.	1
207	Corrientes	Argentina	1
207	Corvallis	U.S.A.	1
207	Cozumel	Mexico	1
207	Davis	U.S.A.	1
207	Delray Beach	U.S.A.	1
207	Denton	U.S.A.	1
207	East Lansing	U.S.A.	1
207	Edmond	U.S.A.	1
207	Esquel	Argentina	1
207	Estérel	Canada	1
207	Eugene	U.S.A.	1
207	Florida Keys Is.	U.S.A.	1
207	Fort-de-France	Martinique, W.I.	1
207	Gainesville	U.S.A.	1
207	Gaspé	Canada	1
207	Georgetown	Guyana	1
207	Gettysburg	U.S.A.	1
207	Glassboro	U.S.A.	1
207	Golden	U.S.A.	1
207	Granada	Nicaragua	1
207	Grand Cayman	Cayman Islands	1
207	Grand Rapids	U.S.A.	1
207	Great Barrington	U.S.A.	1
207	Greensboro	U.S.A.	1
207	Greenville	U.S.A.	1

207	Gros Islet	Saint Lucia	1
207	Guarujá	Brazil	1
207	Half Moon Bay	U.S.A.	1
207	Hamilton	Bermuda	1
207	Henderson	U.S.A.	1
207	Heredia	Costa Rica	1
207	Herndon	U.S.A.	1
207	Hilton Head	U.S.A.	1
207	Hollywood	U.S.A.	1
207	Huntington	U.S.A.	1
207	Huron	U.S.A.	1
207	Hyde Park	U.S.A.	1
207	Ilheus	Brazil	1
207	Indianapolis	U.S.A.	1
207	Irvine	U.S.A.	1
207	Isla de Pascua	Chile	1
207	Isla Verde	Puerto Rico	1
207	Itajai	Brazil	1
207	Ithaca	U.S.A.	1
207	Jekyll Island	U.S.A.	1
207	Jersey City	U.S.A.	1
207	Joao Pessoa	Brazil	1
207	Kananaskis	Canada	1
207	Kansas City	U.S.A.	1
207	Kauai	U.S.A.	1
207	Kingston	Jamaica	1
207	La Jolla	U.S.A.	1
207	La Paz	Bolivia	1
207	Lansing	U.S.A.	1
207	Las Cruces	U.S.A.	1
207	Leesburg	U.S.A.	1
207	Lethbridge	Canada	1
207	Lincoln	U.S.A.	1
207	Logan	U.S.A.	1
207	Los Andes	Chile	1
207	Los Cabos	Mexico	1
207	Malibu	U.S.A.	1
207	Maresias	Brazil	1
207	Maui	U.S.A.	1
207	Mayaguez	Puerto Rico	1
207	Menlo Park	U.S.A.	1
207	Moncton	Canada	1
207	Mont Tremblant	Canada	1
207	Morgantown	U.S.A.	1
207	Nassau	Bahamas	1
207	Negril	Jamaica	1
207	New Brunswick	U.S.A.	1
207	New Harmony	U.S.A.	1
207	Newark	U.S.A.	1
207	Newport	U.S.A.	1
207	Newport Beach	U.S.A.	1
207	Niteroi	Brazil	1
207	Normal	U.S.A.	1
207	Notre Dame	U.S.A.	1

# AMERICAS

## CITY RANKINGS 4/4

207	Novi	U.S.A.	1
207	Nuevo Vallarta	Mexico	1
207	Oahu	U.S.A.	1
207	Oak Ridge	U.S.A.	1
207	Ogden	U.S.A.	1
207	Ojai	U.S.A.	1
207	Omaha	U.S.A.	1
207	Ontario	U.S.A.	1
207	Oxford	U.S.A.	1
207	Pachuca	Mexico	1
207	Paipa	Colombia	1
207	Palo Alto	U.S.A.	1
207	Panguipulli	Chile	1
207	Papantla	Mexico	1
207	Parana	Argentina	1
207	Peachtree Corners	U.S.A.	1
207	Peoria	U.S.A.	1
207	Pilar	Paraguay	1
207	Pirenópolis	Brazil	1
207	Piriapolis	Uruguay	1
207	Pointe-A-Pitre	Guadeloupe	1
207	Ponce	Puerto Rico	1
207	Porlamar	Venezuela	1
207	Posadas	Argentina	1
207	Provo	U.S.A.	1
207	Puno	Peru	1
207	Puntarenas	Costa Rica	1
207	Puyehue	Chile	1
207	Recife, Pe	Brazil	1
207	Regina	Canada	1
207	Reno	U.S.A.	1
207	Ribeirao Preto	Brazil	1
207	Richland	U.S.A.	1
207	Richmond	U.S.A.	1
207	Richmond Hill	Canada	1
207	Rimouski	Canada	1
207	Rockville	U.S.A.	1
207	Sackville	Canada	1
207	Sacramento	U.S.A.	1
207	Saint Louis	U.S.A.	1
207	Salem	U.S.A.	1
207	Salta	Argentina	1
207	Salto	Uruguay	1
207	Salto Veloso	Brazil	1
207	San Ignacio	Belize	1
207	San José del Cabo	Mexico	1
207	San Luis	Argentina	1
207	San Martin	Argentina	1
207	San Pedro	Belize	1
207	San Pedro	Argentina	1
207	San Pedro de Atacama	Chile	1
207	Santa Barbara	U.S.A.	1
207	Santa Clara	U.S.A.	1
207	Santa Cruz	U.S.A.	1

207	Santa Fe	U.S.A.	1
207	Santa Rosa	Argentina	1
207	Sant'Ana Do Livramento	Brazil	1
207	Santos	Brazil	1
207	Sao Joao del Rei	Brazil	1
207	Sao Leopoldo	Brazil	1
207	Sao Luis	Brazil	1
207	Saskatoon	Canada	1
207	Sitka	U.S.A.	1
207	Snowbird	U.S.A.	1
207	Socorro	U.S.A.	1
207	Springfield	U.S.A.	1
207	St. Augustine	Trinidad & Tobago, W.I.	1
207	St. Catharines	Canada	1
207	St. Pete Beach	U.S.A.	1
207	St. Thomas	Virgin Islands (U.S.)	1
207	Sucre	Bolivia	1
207	Tahoe City	U.S.A.	1
207	Talca	Chile	1
207	Taxco	Mexico	1
207	Tena	Ecuador	1
207	Tlalnepantla	Mexico	1
207	Topeka	U.S.A.	1
207	Troy	U.S.A.	1
207	Turrialba	Costa Rica	1
207	Uberlandia	Brazil	1
207	Valdivia	Chile	1
207	Victoria	Canada	1
207	Virginia	U.S.A.	1
207	Waltham	U.S.A.	1
207	Warren	U.S.A.	1
207	Waterloo	Canada	1
207	West Point	U.S.A.	1
207	Westford	U.S.A.	1
207	Whistler	Canada	1
207	Whitehorse	Canada	1
207	Willemstad	Netherlands Antilles	1
207	Yellowknife	Canada	1
207	Ypsilanti	U.S.A.	1
207	Zacatecas	Mexico	1
	Others	Others	15
	Totals	Totals	2,014

# AFRICA COUNTRY/ TERRITORY RANKING

## GEOGRAPHIC

Rank	Country/Territory	2024
1	South Africa	98
2	Morocco	43
3	Rwanda	31
4	Kenya	29
5	Egypt	28
6	Uganda	19
7	Tanzania	15
8	Tunisia	13
9	Ghana	12
10	Zambia	10
11	Nigeria	9
12	Mauritius	8
13	Namibia	7
14	Ethiopia	6
14	Senegal	6
16	Botswana	5
16	Ivory Coast	5
16	Zimbabwe	5
19	Benin	4
19	Congo	4
21	Cameroon	3
21	Malawi	3
21	Mozambique	3
24	Algeria	2
24	Cape Verde	2
24	Gambia	2
24	Sierra Leone	2
28	Eswatini	1
28	Gabon	1
28	Lesotho	1
28	Madagascar	1
28	Mali	1
28	Sao Tome and Principe	1
	Others	0
	Totals	380

# AFRICA CITY RANKINGS

## GEOGRAPHIC

Rank	City	Country/Territory	2024
1	Cape Town	South Africa	58
2	Kigali	Rwanda	31
3	Marrakech	Morocco	24
4	Nairobi	Kenya	21
5	Cairo	Egypt	19
6	Kampala	Uganda	17
7	Johannesburg	South Africa	12
8	Accra	Ghana	9
9	Dar-Es-Salaam	Tanzania	7
9	Livingstone	Zambia	7
9	Rabat	Morocco	7
9	Stellenbosch	South Africa	7
13	Addis Ababa	Ethiopia	6
13	Dakar	Senegal	6
15	Abidjan	Ivory Coast	5
15	Abuja	Nigeria	5
15	Alexandria	Egypt	5
15	Arusha	Tanzania	5
15	Casablanca	Morocco	5
15	Gaborone	Botswana	5
15	Mombasa	Kenya	5
15	Tangiers	Morocco	5
15	Tunis	Tunisia	5
15	Windhoek	Namibia	5
25	Cotonou	Benin	4
25	Durban	South Africa	4
25	Hammamet	Tunisia	4
25	Tshwane, Pretoria	South Africa	4
25	Victoria Falls	Zimbabwe	4
30	Balaclava	Mauritius	3
30	Bloemfontein	South Africa	3
30	Kinshasa	Congo	3
30	Lusaka	Zambia	3
30	Maputo	Mozambique	3
35	Aswan	Egypt	2
35	Banjul	Gambia	2
35	Douala	Cameroon	2
35	Freetown	Sierra Leone	2
35	Lagos	Nigeria	2
35	Lilongwe	Malawi	2
35	Luxor	Egypt	2
35	Naivasha	Kenya	2
35	Port Elizabeth	South Africa	2
35	Zanzibar	Tanzania	2
45	Antananarivo	Madagascar	1
45	Bamako	Mali	1
45	Béjaïa	Algeria	1
45	Ben Guerir	Morocco	1
45	Blantyre	Malawi	1
45	Brazzaville	Congo	1
45	Cape Coast	Ghana	1
45	Carthage	Tunisia	1
45	Djerba	Tunisia	1

45	Ebene	Mauritius	1
45	Eldoret	Kenya	1
45	Entebbe	Uganda	1
45	Flic en Flac	Mauritius	1
45	George	South Africa	1
45	Grabouw	South Africa	1
45	Ibadan	Nigeria	1
45	Ifrane	Morocco	1
45	Ile-Ife	Nigeria	1
45	Knysna	South Africa	1
45	Kruger National Park	South Africa	1
45	Kumasi	Ghana	1
45	Libreville	Gabon	1
45	Maseru	Lesotho	1
45	Monastir	Tunisia	1
45	Moshi	Tanzania	1
45	Muldersdrift	South Africa	1
45	Munyonyo	Uganda	1
45	Paarl	South Africa	1
45	Praia	Cape Verde	1
45	Saint Lucia	South Africa	1
45	Sal	Cape Verde	1
45	Soussa	Tunisia	1
45	Swakopmund	Namibia	1
45	Tizi Ouzou	Algeria	1
45	Walvis Bay	Namibia	1
45	Yaounde	Cameroon	1
	Others	Others	8
	Totals	Totals	380



# AFRICA COUNTRY/ TERRITORY RANKING

## ICCA AFRICA CHAPTER

Rank	Country/Territory	2024
1	South Africa	98
2	Rwanda	31
3	Kenya	29
4	Uganda	19
5	Tanzania	15
6	Ghana	12
7	Zambia	10
8	Nigeria	9
9	Namibia	7
10	Ethiopia	6
10	Senegal	6
12	Zimbabwe	5
12	Botswana	5
12	Ivory Coast	5
15	Congo	4
16	Mozambique	3
Totals		264

# AFRICA CITY RANKINGS

## ICCA AFRICA CHAPTER

Rank	City	Country/Territory	2024
1	Cape Town	South Africa	58
2	Kigali	Rwanda	31
3	Nairobi	Kenya	21
4	Kampala	Uganda	17
5	Johannesburg	South Africa	12
6	Accra	Ghana	9
7	Dar-Es-Salaam	Tanzania	7
7	Livingstone	Zambia	7
7	Stellenbosch	South Africa	7
10	Addis Ababa	Ethiopia	6
10	Dakar	Senegal	6
12	Abidjan	Ivory Coast	5
12	Abuja	Nigeria	5
12	Arusha	Tanzania	5
12	Gaborone	Botswana	5
12	Mombasa	Kenya	5
12	Windhoek	Namibia	5
18	Durban	South Africa	4
18	Tshwane, Pretoria	South Africa	4
18	Victoria Falls	Zimbabwe	4
21	Bloemfontein	South Africa	3
21	Kinshasa	Congo	3
21	Lusaka	Zambia	3
21	Maputo	Mozambique	3
25	Lagos	Nigeria	2
25	Naivasha	Kenya	2
25	Port Elizabeth	South Africa	2
25	Zanzibar	Tanzania	2
29	Brazzaville	Congo	1
29	Cape Coast	Ghana	1
29	Eldoret	Kenya	1
29	Entebbe	Uganda	1
29	George	South Africa	1
29	Grabouw	South Africa	1
29	Ibadan	Nigeria	1
29	Ile-Ife	Nigeria	1
29	Knysna	South Africa	1
29	Kruger National Park	South Africa	1
29	Kumasi	Ghana	1
29	Moshi	Tanzania	1
29	Muldersdrift	South Africa	1
29	Munyonyo	Uganda	1
29	Paarl	South Africa	1
29	Saint Lucia	South Africa	1
29	Swakopmund	Namibia	1
29	Walvis Bay	Namibia	1
	Others	Others	3
	Totals	Totals	264

# MIDDLE EAST COUNTRY/TERRITORY

Rank	Country/Territory	2024
1	United Arab Emirates	104
2	Qatar	33
3	Saudi Arabia	23
4	Jordan	19
5	Oman	18
6	Bahrain	7
7	Kuwait	4
8	Lebanon	1
	Others	0
	Totals	209

## CITY RANKINGS

Rank	City	Country/Territory	2024
1	Dubai	United Arab Emirates	57
2	Abu Dhabi	United Arab Emirates	42
3	Doha	Qatar	33
4	Muscat	Oman	16
5	Riyadh	Saudi Arabia	12
6	Amman	Jordan	11
7	Manama	Bahrain	7
8	Dead Sea	Jordan	5
8	Jeddah	Saudi Arabia	5
10	Kuwait City	Kuwait	3
10	Sharjah	United Arab Emirates	3
12	Aqaba	Jordan	2
12	Dhahran	Saudi Arabia	2
14	Al Ain	United Arab Emirates	1
14	AlUla	Saudi Arabia	1
14	Byblos	Lebanon	1
14	Dammam	Saudi Arabia	1
14	Madinah	Saudi Arabia	1
14	Makkah	Saudi Arabia	1
14	Ras Al Khaimah	United Arab Emirates	1
14	Salalah	Oman	1
14	Salmiya	Kuwait	1
14	Sohar	Oman	1
14	Zarqa	Jordan	1
	Others	Others	0
	Totals	Totals	209

## Industry Partners

eventsair 

 **FIEXPO**

**ibtm**<sup>®</sup>

**iMEX**

 **AIME**  
ASIA PACIFIC  
INCENTIVES AND  
MEETINGS EVENT

## Technology Partner

simpleview 

## Communication Partner

**davies tanner.**





# International Congress and Convention Association

Global Influence | Regional Insight | Local Impact